

- 1
- 2
- 3
- 4
- 5
- 6
- 7
- 8
- 9
- 10
- 11
- 12
- 13
- 14
- 15
- 16
- 17
- 18

MATERIAL

Glass-fibre reinforced polyamide based (PA) technopolymer, black colour, matte finish.

STANDARD EXECUTIONS

- **VCRT-N**: square pass-through hole with brass reinforcement.
- **VCRT-FP**: brass boss, threaded pass-through hole.

SPECIAL EXECUTION ON REQUEST

Square pass-through hole without brass reinforcement.

ACCESSORIES ON REQUEST

CA.VCT: polypropylene-based (PP) technopolymer boss cap, in Elecolors colours, matte finish. For sufficient quantities, it can be supplied in other colours or with customised graphic symbols, marks or writings.

- C9** RAL9005
 C2 RAL2004
 C3 RAL7035
 C4 RAL1021
 C5 RAL5024
 C6 RAL3000
 C17 RAL6017

CA.VCT

Cap for	C9	C2	C3	C4	C5	C6	C17	Description
VCRT.25	6870	6873	6874	6875	6876	6871	6977	CA.VCT.25-*
VCRT.32	6900	6903	6904	6905	6906	6901	6907	CA.VCT.32-*
VCRT.40	6910	6913	6914	6915	6916	6911	6917	CA.VCT.40-*
VCRT.50	6920	6923	6924	6925	6926	6921	6927	CA.VCT.50-*
VCRT.63-74-95	6930	6933	6934	6935	6936	6931	6937	CA.VCT.63-74-95-*

* Complete with colour index (C9, ..., C17).

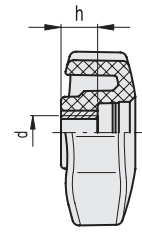
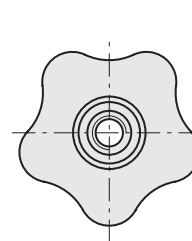
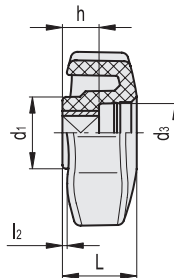
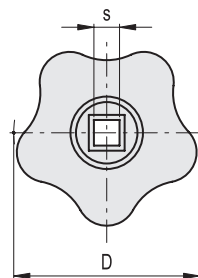


ELESA Original design

VCRT-N

VCRT-FP

D	
mm	inch
25	0.98
32	1.26
40	1.57
50	1.97
63	2.48
74	2.91
95	3.74



VCRT-N

METRIC

Code	Description	D	sH9	L	d1	d3	l2	h+0.5	Δ
168975	VCRT.25 N-4x4	25	4	12	13	8.5	1	7	6
168986	VCRT.32 N-5x5	32	5	14	15	11	1	6.5	15
168987	VCRT.32 N-6x6	32	6	14	15	11	1	6.5	15
169001	VCRT.40 N-6x6	40	6	17	17	12.5	1	9.5	16
169101	VCRT.50 N-6x6	50	6	20	19	15.5	1.2	9.5	26
169111	VCRT.50 N-7x7	50	7	20	19	15.5	1.2	9.5	25
169201	VCRT.63 N-6x6	63	6	21.5	22.5	19.5	1.3	9.5	36
169211	VCRT.63 N-7x7	63	7	21.5	22.5	19.5	1.3	9.5	36
169221	VCRT.63 N-8x8	63	8	21.5	22.5	19.5	1.3	9.5	35
169311	VCRT.74 N-7x7	74	7	24.5	26.5	19.5	2	13.5	55
169321	VCRT.74 N-8x8	74	8	24.5	26.5	19.5	2	13.5	51
169331	VCRT.74 N-9x9	74	9	24.5	26.5	19.5	2	13.5	51
169341	VCRT.74 N-10x10	74	10	24.5	26.5	19.5	2	13.5	51
169421	VCRT.95 N-8x8	95	8	29.5	32	18	4.5	13.5	82
169441	VCRT.95 N-10x10	95	10	29.5	32	18	4.5	13.5	82

VCRT-FP

METRIC

Code	Description	D	d6H	L	d1	d3	l2	h	Δ
168972	VCRT.25 FP-M5	25	M5	12	13	8.5	1	8	6
168982	VCRT.32 FP-M5	32	M5	14	15	11	1	8	18
168983	VCRT.32 FP-M6	32	M6	14	15	11	1	8	18
168984	VCRT.32 FP-M8	32	M8	14	15	11	1	8	18
168997	VCRT.40 FP-M6	40	M6	17	17	12.5	1	10	18
168998	VCRT.40 FP-M8	40	M8	17	17	12.5	1	10	19
168999	VCRT.40 FP-M10	40	M10	17	17	12.5	1	10	17
169098	VCRT.50 FP-M8	50	M8	20	19	15.5	1.2	10	28
169099	VCRT.50 FP-M10	50	M10	20	19	15.5	1.2	10	27
169197	VCRT.63 FP-M10	63	M10	21.5	22.5	19.5	1.3	15	45
169198	VCRT.63 FP-M12	63	M12	21.5	22.5	19.5	1.3	15	41
169307	VCRT.74 FP-M10	74	M10	24.5	26.5	19.5	2	15	59
169308	VCRT.74 FP-M12	74	M12	24.5	26.5	19.5	2	15	59
169418	VCRT.95 FP-M16	95	M16	29.5	32	18	4.5	15	101

Clamping elements