REVISIONS					
REV	ECO	DESCRIPTION	DATE	BY	APPR
A1	"	RELEASE	30MAR2017	JAH	
A2	C1298S	UPDATE PLATING	14SEP24	SULLEN	
A3	-	MANUFACTURER NOTE	17JUL245	CJF	

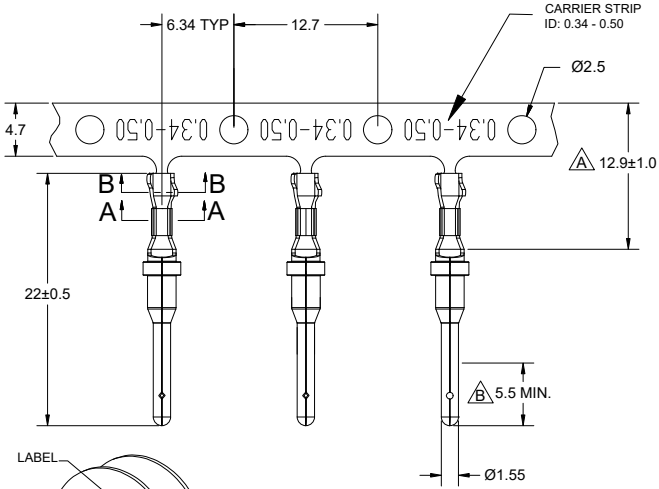

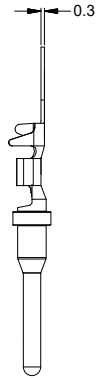

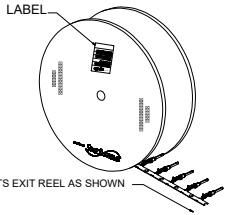

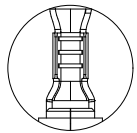

WITH RIBS FROM CHINA MANUFACTURER

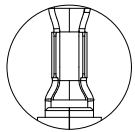

WITHOUT RIBS FROM U.S MANUFACTURER

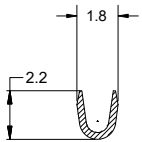

A-A

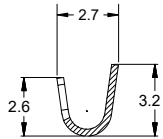

B-B

NOTES: UNLESS OTHERWISE SPECIFIED.
1. MATERIAL: COPPER ALLOY

2. PLATING: SEE PART NUMBER CHART

3. CONTACT SIZE: 16

4. SPECIFICATIONS:
   4.1 CURRENT RATING: 13 AMPS
   4.2 CONTACT MILLIVOLT DROP: 100 MILLIVOLT DROP AT 13 AMP TEST CURRENT.
   4.3 RoHS COMPLIANT.

5. RECOMMENDED WIRE RANGE: 20-22 AWG (0.5 - 0.35 mm2)
   RECOMMENDED INSUL O.D.: 1.31-1.50mm (0.051 - 0.059INCH)

6. PACKAGE: 4000 PCS/REEL

7. ALL DIMENSIONS ARE FOR REFERENCE USE ONLY

PART NUMBER CHART		
PLATING	PART NUMBER	PLATING DESCRIPTION
NICKEL	AT60-16-0822	SELECTIVE TIN OVER NICKEL OVERALL IN A ZONE
GOLD	AT60-16-0844	SELECTIVE GOLD FLASH OVER NICKEL OVERALL IN B ZONE OR ENTIRE CONTACT
TIN	AT60-16-0877	TIN OVER NICKEL OVERALL

	SEE PART NUMBER CHART	
	PART NUMBER	DESCRIPTION	ITEM
QUANTITY	MATERIALS LIST	

UNLESS OTHERWISE SPECIFIED.
1) All dimensions are in metric(mm).
2) Tolerances are as follows:
1 PL DEC ±0.20
2 PL DEC ±0.10
3 PL DEC ±0.05
Fractions ±1/64
Angles ±0.5°
3) Note reference = A

SIGNATURES		DATE
DRAWN:	FORTSON.CHRIS	30JAN2024
CHECKED:		
ENGINEER:		
APPROVAL:		
CUSTOMER:		

MATERIAL SPECIFICATIONS:

PROCESS SPECIFICATIONS:

NEXT ASSY:

THIS DRAWING IS SUPPLIED FOR INFORMATION ONLY. DESIGN FEATURES, SPECIFICATIONS AND PERFORMANCE DATA SHOWN HEREON ARE THE PROPERTY OF THE AMPHENOL CORPORATION. NO RIGHTS OF REPRODUCTION ARE IMPLIED. ALL DIMENSIONS ARE SUBJECT TO NORMAL MANUFACTURING VARIATIONS.

Amphenol

Sine Systems - www.amphenol-sine.com
44724 Morley Drive
Clinton Township, MI 48036

STAMPED CONTACT PIN
SIZE 16, 20-22 AWG

SIZE	TYPE	DWG NO:	REVISION:
B	C-	AT60-16-08**	A3

SCALE: NONE | SHEET 1 OF 1

TITLE: STAMPED CONTACT PIN, SIZE 16, 20-22 AWG
DWG NO: AT60-16-08**
REV: A3
SH: 1
OF: 1