schaffner MORE POWER TO YOU is now part of TE connectivity

Compact EMC/RFI Filter for Motor Drives

- Compact filter solution for single-phase motor drive applications
- Industrial grade safety terminal blocks
- Designed to meet EN 55011/14/22
- Compliant with IEC 60950

Performance indicators

Attenuation performance

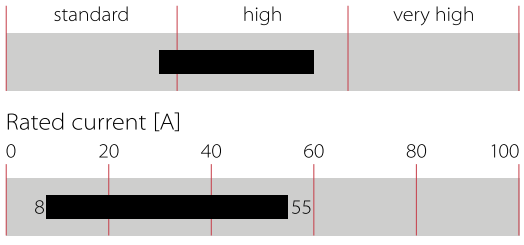

Approvals & Compliances

Features and Benefits

- High component values optimized for common and differential-mode attenuation in the lower frequency range makes this filter ideal for a large variety of single-phase motor drive applications
- Supplied in a relatively small housing design with safety terminal blocks for fast and easy installation in primarily industrial environments
- FN 350 also meets IEC 60950 requirements, thus providing additional application flexibility

Typical Applications

- Single-phase motor drives
- Automation equipment
- Power supplies, SMPS
- Office equipment
- Testing and measurements equipment

Technical Specifications

Maximum continuous operating voltage	1x 250 VAC
Nominal operating voltage	230 VAC
Rated currents	8 to 55 A @ 40°C
Overload capability	4x rated current at switch on, 1.5x rated current for 1 minute, once per hour
Operating frequency	DC to 400 Hz
High potential test voltage	P –> E 2000 VAC for 2 sec P –> N 1100 VDC for 2 sec
Temperature range (operation and storage)	-25°C to +100°C (25/100/21)
Protection category	IP 20
Flammability corresponding to	UL 94 V-0
Design corresponding to	UL 1283, CSA 22.2 No. 8 1986, IEC/EN 60939
MTBF (Mil-HB-217F)	>420,000 h @ 40°C/230 V

Typical electrical schematic

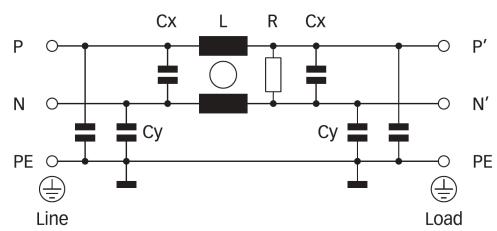

Filter Selection Table

Filter	Rated current @ 40°C (25°C) [A]	Leakage current* @ 230 VAC/50 Hz [mA]	Power loss @ 25°C/50 Hz [W]	Input/Output connections		Weight [kg]
FN 350-8-29	8 (9.0)	4.9	5.2	-29		0.7
FN 350-12-29	12 (13.5)	4.9	5.7	-29		0.7
FN 350-20-29	20 (22.4)	4.9	6.1	-29		0.7
FN 350-30-33	30 (33.6)	5.4	6.1	-33		0.7
FN 350-55-..	55 (61.5)	11.0	9.9	-33	-24	1.2

* Maximum leakage under normal operating conditions. Note: if the neutral line is interrupted, worst case leakage could reach twice this level.

Typical Filter Attenuation

Per CISPR 17; A = 50 Ω/50 Ω sym; B = 50 Ω/50 Ω asym; C = 0.1 Ω/100 Ω sym; D = 100 Ω/0.1 Ω sym

8 A types

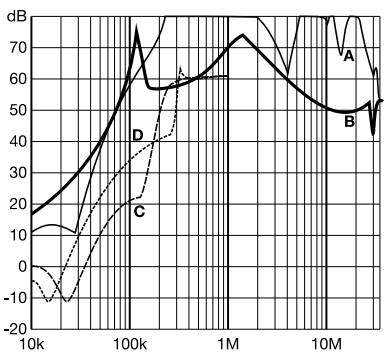

12 A types

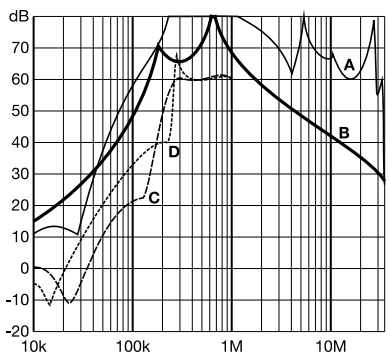

20 and 30 A types

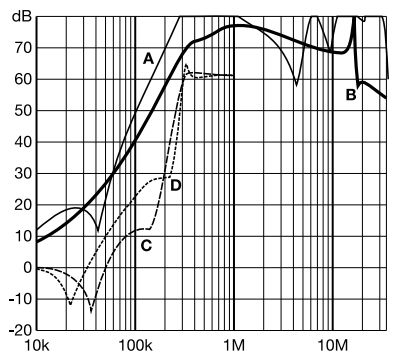

55 A types

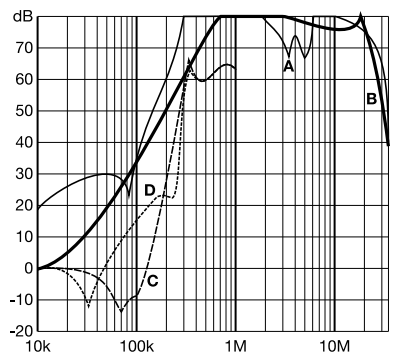

Mechanical Data

8 to 30 A types

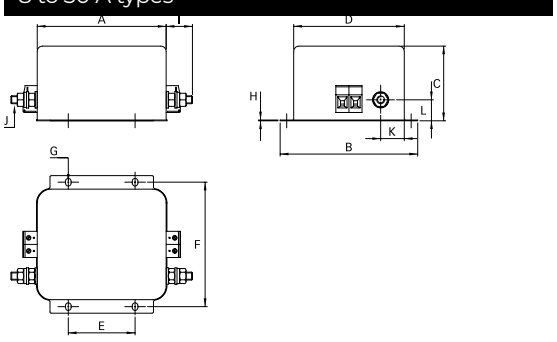

55 A types (terminal -33)

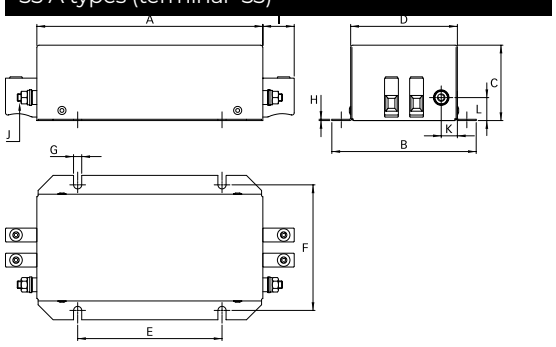

55 A types (terminal -24)

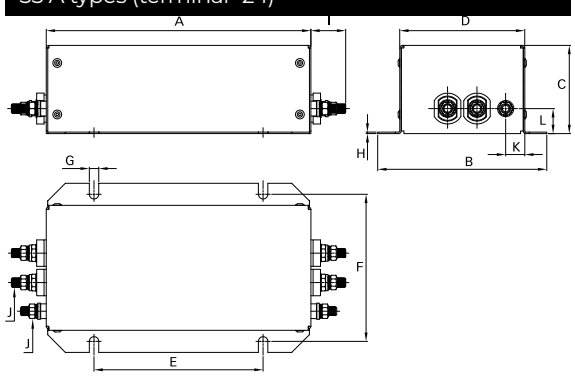

Dimensions

	8 A	12 A	20 A	30 A	55 A (-33)	55 A (-24)
A	99.5	99.5	99.5	99.5	180	180
B	105	105	105	105	115	115
C	57	57	57	57.6	60	60
D	84.4	84.4	84.4	84.4	85	85
E	51	51	51	51	115	115
F	95	95	95	95	100	100
G	6 x 4.4	6 x 4.4	6 x 4.4	6 x 4.4	6.5	6.5
H	0.6	0.6	0.6	1.2	1	1
I	19.5	19.5	19.5	25	25	23.7
J	M6	M6	M6	M6	M6	M6
K	18	18	18	16	12.9	12.9
L	16	16	16	19	18.3	17

All dimensions in mm; 1 inch = 25.4 mm
Tolerances according: ISO 2768-m/EN 22768-m

Filter Input/Output Connector Cross Sections

	-29	-33	-24 (M6)
Solid wire	6 mm^2	16 mm^2	
Flex wire	4 mm^2	10 mm^2	
AWG type wire	AWG 10	AWG 6	
Recommended torque	0.6-0.8 Nm	1.5-1.8 Nm	3.5-4.0 Nm

Please visit www.schaffner.com to find more details on filter connectors.

Headquarters, Global Innovation and Development

Switzerland
Schaffner Group
Industrie Nord
Nordstrasse 5
4542
Luterbach
+41 32 681 66 26
info@schaffner.com

To find your local partner within Schaffner's global network schaffner.com

© 2025 Schaffner Group

The content of this document has been carefully checked and understood. However, neither Schaffner nor its subsidiaries assume any liability whatsoever for any errors or inaccuracies of this document and the consequences thereof. Published specifica-tionsw are subject to change without notice. Product suitability for any area of application must ultimately be determined by the customer. In all cases, products must never be operated outside their published specifications. Schaffner does not guarantee the availability of all published products. This disclaimer shall be governed by substantive Swiss law and resulting disputes shall be settled by the courts at the place of business of Schaffner Holding AG. Latest publications and a complete disclaimer can be downloa-ded from the Schaffner website. All trademarks recognized.

Sales and Application Centers

Finland
Schaffner Oy
Lohjanharjuntie 1109
08500
Lohja
+ 358 50 468 72 84
finlandsales@schaffner.com

France
Schaffner EMC S.A.S.
16-20 Rue Louis Rameau
95875
Bezons
+33 1 34 34 30 60
francesales@schaffner.com

Germany
Schaffner Deutschland GmbH
Ohiostr. 8
76149
Karlsruhe
+49 721 56910
germanysales@schaffner.com

Italy
Schaffner EMC S.r.l.
Via Ticino, 30
20900
Monza (MB)
+39 335 120 44 32
italysales@schaffner.com

Japan
Schaffner EMC K.K.
ISM Sangenjaya 7F
1-32-12 Kamiuma Setagaya-ku
154-0011
Tokyo
+81 3 5712 3650
japansales@schaffner.com

Singapore
Schaffner EMC Pte Ltd.
Blk 3015A Ubi Road 1 #05-09 Kampong Ubi Industrial Estate
408705
Singapore
+65 63773283
singaporesales@schaffner.com

Sweden
Schaffner EMC AB
Östermalmstrorg 1
114 42
Stockholm
+46 8 5050 2425
swedensales@schaffner.com

Switzerland
Schaffner EMV AG
Industrie Nord
Nordstrasse 5
4542
Luterbach
+41 32 681 66 26
switzerlandsales@schaffner.com

India
Schaffner India Pvt. Ltd
Regus World Trade Centre
WTC 22nd Floor Unit No 2238 Brigade Gateway Campus 26/1 Dr. Rajkumar Road
Malleshwaram (W)
560055
Bangalore
+91 8067935355
indiasales@schaffner.com

United Kingdom
Schaffner Ltd.
Suite 1 Oakmede Place
Terrace Road
RG42 4JF
Binfield
+44 118 9770070
schaffner.uksales@te.com

United States
Schaffner EMC Inc.
52 Mayfield Avenue
Edison, New Jersey
+1 732 225 9533
usasales@schaffner.com