

DRC18-40SC ✓ ACTIVE

DEUTSCH | DEUTSCH DRC

TE Internal #: DRC18-40SC

40 Position Housing, Housing for Female Terminals, Wire-to-Wire, 5.49 mm [.216 in] Centerline, Sealable, Black, Wire & Cable, Power, DEUTSCH DRC

[View on TE.com >](#)



Connectors > Automotive Connectors > Automotive Housings > DEUTSCH DRC Housings



Number of Positions: **40**

Connector & Housing Type: **Housing for Female Terminals**

Mating Pin Diameter: **1.59 mm [.063 in]**

Connector System: **Wire-to-Wire**

Centerline (Pitch): **5.49 mm [.216 in]**

[All DEUTSCH DRC Housings \(117\)](#)

Features

Industry Standards

IP Rating	IP6K9K, IP68
Compatible With Agency/Standards Products	SAE J2030
UL Flammability Rating	20mm Flame Test per Standard UL-94

Dimensions

Row-to-Row Spacing	5.49 mm[.216 in]
Product Width	72.85 mm[2.868 in]
Product Length	40.44 mm[1.592 in]
Connector Height	30.53 mm[1.202 in]

Packaging Features

Packaging Quantity	125
Packaging Method	Box

Mechanical Attachment

Strain Relief	Add By Accessory
Terminal Position Assurance	No
Mating Alignment Type	Keyed
Mating Alignment	With
Connector Mounting Type	Cable Mount (Free-Hanging)



Other

Serviceable	Yes
Connector Position Assurance Capable	No
EU RoHS Compliance	Compliant
EU ELV Compliance	Compliant

Electrical Characteristics

Operating Voltage	250 VDC
Nominal Voltage Architecture	250 V

Body Features

Cable Exit Angle	180°
Primary Product Color	Black
Connector & Keying Code	C

Housing Features

Housing Material	PPS GF
Centerline (Pitch)	5.49 mm [.216 in]

Contact Features

Contact Size	Size 16
Contact Type	Socket
Mating Pin Diameter	1.59 mm [.063 in]
Contact Current Rating (Max)	13 A

Product Type Features

Mixed & Hybrid Connector	No
Connector Shape	Rectangular
Connector & Housing Type	Housing for Female Terminals
Connector System	Wire-to-Wire
Sealable	Yes
Primary Locking Feature	Integrated in Housing
Connector & Contact Terminates To	Wire & Cable

Configuration Features

Blank Cavity Position	0
Number of Positions	40
Number of Rows	4



Usage Conditions

Operating Temperature (Max)	125 °C[257 °F]
Operating Temperature Range	-55 – 125 °C[-67 – 257 °F]

Operation/Application

Circuit Application	Power
---------------------	-------

Product Compliance

[For compliance documentation, visit the product page on TE.com>](#)

EU RoHS Directive 2011/65/EU	Compliant
EU ELV Directive 2000/53/EC	Compliant
China RoHS 2 Directive MIIT Order No 32, 2016	No Restricted Materials Above Threshold
EU REACH Regulation (EC) No. 1907/2006	Current ECHA Candidate List: JUNE 2024 (241) Candidate List Declared Against: JUNE 2024 (241) Does not contain REACH SVHC
Halogen Content	BFR/CFR/PVC Free, but Br/Cl >900 ppm in other sources.
Solder Process Capability	Not reviewed for solder process capability

Product Compliance Disclaimer

This information is provided based on reasonable inquiry of our suppliers and represents our current actual knowledge based on the information they provided. This information is subject to change. The part numbers that TE has identified as EU RoHS compliant have a maximum concentration of 0.1% by weight in homogenous materials for lead, hexavalent chromium, mercury, PBB, PBDE, DBP, BBP, DEHP, DIBP, and 0.01% for cadmium, or qualify for an exemption to these limits as defined in the Annexes of Directive 2011/65/EU (RoHS2). Finished electrical and electronic equipment products will be CE marked as required by Directive 2011/65/EU. Components may not be CE marked. Additionally, the part numbers that TE has identified as EU ELV compliant have a maximum concentration of 0.1% by weight in homogenous materials for lead, hexavalent chromium, and mercury, and 0.01% for cadmium, or qualify for an exemption to these limits as defined in the Annexes of Directive 2000/53/EC (ELV). Regarding the REACH Regulation, the information TE provides on SVHC in articles for this part number is based on the latest European Chemicals Agency (ECHA) 'Guidance on requirements for substances in articles' posted at this URL: <https://echa.europa.eu/guidance-documents/guidance-on-reach>

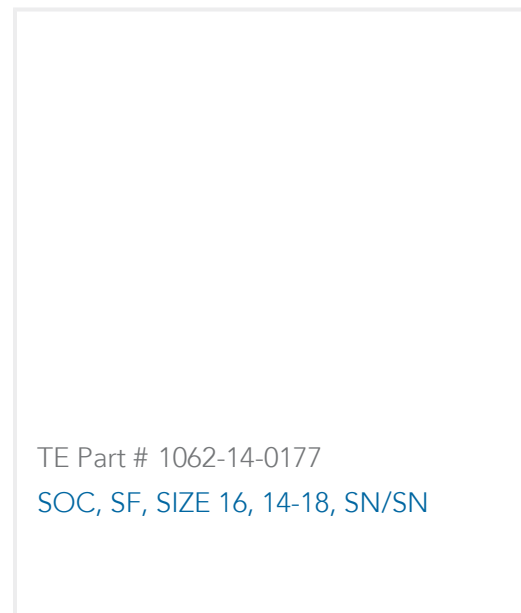
Compatible Parts




TE Part # CAT-D799-CH8172
DEUTSCH DRC Housings



TE Part # DRC40-BT-90DEG
BOOT, 40P, 16SZ, PLG/REC, RA, BLK




TE Part # 1062-14-0177
SOC, SF, SIZE 16, 14-18, SN/SN



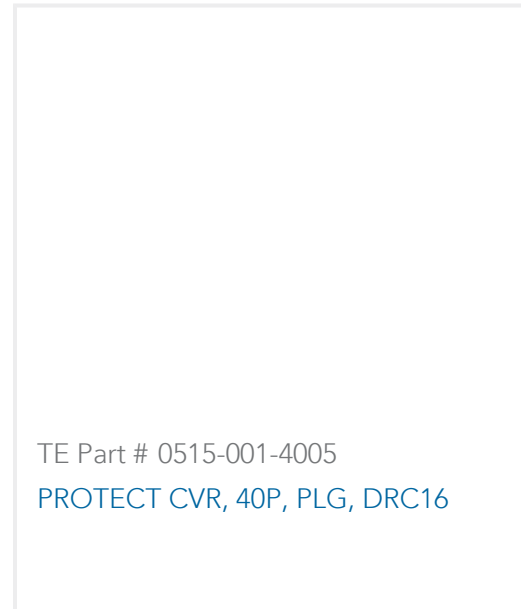
TE Part # CAT-J67-DSCC16
DEUTSCH Size 16 Crimp Contacts



TE Part # 0411-291-1405
EXT TOOL, SIZE 16, 14-16 AWG, N, GRN



TE Part # CAT-D48-ST273
DEUTSCH Solid Contacts



TE Part # 0515-001-4005
PROTECT CVR, 40P, PLG, DRC16



TE Part # DRC40-BT
BOOT, 40P, 16SZ, PLG/REC, ST, BLK



TE Part # CAT-D799-H342
DEUTSCH DRC Headers




TE Part # 0411-204-1605
EXT TOOL, SIZE 16, 16-18 AWG, N, DRK BLU




TE Part # CAT-D48-SP729
DEUTSCH Sealing Plugs


Also in the Series | **DEUTSCH DRC**




Automotive Headers(44)



Automotive Housings(117)



Connector Strain Relief(3)



Wire-to-Board Headers & Receptacles (44)

Customers Also Bought



TE Part #DT06-12SB-E008
PLG, 12P, BLK, N, XCAP, B



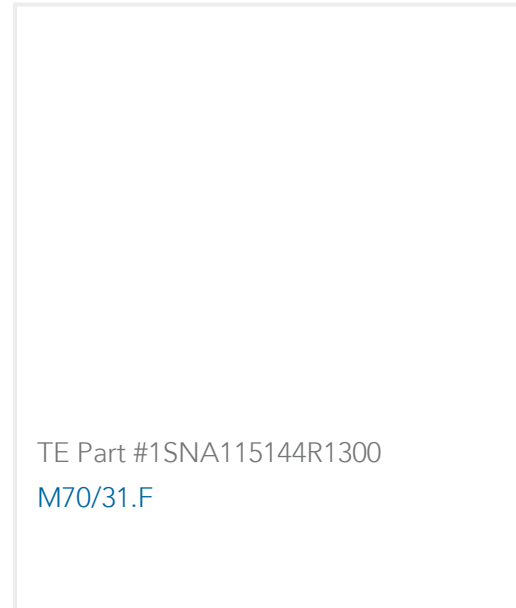
TE Part #CAT-D799-CH8172
DEUTSCH DRC Housings



TE Part #174265-7
ECONO-J MK-2 LOCK PLATE CAP 6P



TE Part #2-1418883-1
62.POS.MIXED REC.HSG



Documents

Product Drawings

[PLG, 40P, BLK, N, C](#)

English

CAD Files

[3D PDF](#)

3D

Customer View Model

[ENG_CVM_CVM_DRC18-40SC_B.2d_dxf.zip](#)

English

Customer View Model

[ENG_CVM_CVM_DRC18-40SC_B.3d_igs.zip](#)

English

Customer View Model

[ENG_CVM_CVM_DRC18-40SC_B.3d_stp.zip](#)

English

By downloading the CAD file I accept and agree to the [Terms and Conditions](#) of use.

Datasheets & Catalog Pages

[TERMINALS AND CONNECTORS](#)

English

[ICT Terminals and Connectors Catalogue](#)

English

Product Specifications

[Application Specification](#)

English

Agency Approvals

[UL Report](#)

English