

DT04-12PC-LE01 ✓ ACTIVE


TE Internal #: DT04-12PC-LE01

12 Position Housing, Housing for Male Terminals, Wire-to-Wire,
4.44 mm [.175 in] Centerline, Sealable, Green, Wire & Cable, Power,
Panel Mount

[View on TE.com >](#)



Connectors > Automotive Connectors > Automotive Housings > DEUTSCH DT Receptacle Connectors



Number of Positions: 12

Connector & Housing Type: **Housing for Male Terminals**

Mating Pin Diameter: 1.59 mm [.063 in]

Connector System: **Wire-to-Wire**

Centerline (Pitch): 4.44 mm [.175 in]

[All DEUTSCH DT Receptacle Connectors \(231\)](#)

Features

Industry Standards

IP Rating	IP6K9K, IP68
Compatible With Agency/Standards Products	SAE J2030
UL Flammability Rating	12mm Flame Test per Standard UL-94

Dimensions

Row-to-Row Spacing	4.45 mm [.175 in]
Compatible Insulation Diameter Range	2.23 – 3.68 mm [.088 – .145 in]
Product Width	88.34 mm [3.478 in]
Product Length	47.19 mm [1.858 in]
Connector Height	44.07 mm [1.735 in]

Packaging Features

Packaging Quantity	100
Packaging Method	Box

Mechanical Attachment



Strain Relief	Add By Accessory
Terminal Position Assurance	Yes
Mating Alignment Type	Keyed
Mating Alignment	With
Connector Mounting Type	Panel Mount

Other

Serviceable	Yes
Connector Position Assurance Capable	No
EU RoHS Compliance	Compliant
EU ELV Compliance	Compliant

Electrical Characteristics

Operating Voltage	250 VDC
Nominal Voltage Architecture	250 V

Body Features

Cable Exit Angle	180°
Primary Product Color	Green
Connector & Keying Code	C

Housing Features

Housing Material	PA GF
Centerline (Pitch)	4.44 mm [.175 in]

Contact Features

Contact Size	Size 16
Contact Type	Pin
Mating Pin Diameter	1.59 mm [.063 in]
Contact Current Rating (Max)	13 A

Product Type Features

Mixed & Hybrid Connector	No
Connector Shape	Rectangular
Connector & Housing Type	Housing for Male Terminals
Connector System	Wire-to-Wire
Sealable	Yes
Primary Locking Feature	Integrated in Housing



Connector & Contact Terminates To	Wire & Cable
-----------------------------------	--------------

Configuration Features

Blank Cavity Position	0
Connector Modification	Sealed Flange, End Cap
Number of Positions	12
Number of Rows	2

Usage Conditions

Operating Temperature (Max)	125 °C[257 °F]
Operating Temperature Range	-55 – 125 °C[-67 – 257 °F]

Operation/Application

Circuit Application	Power
---------------------	-------

Product Compliance

[For compliance documentation, visit the product page on TE.com>](#)

EU RoHS Directive 2011/65/EU	Compliant
EU ELV Directive 2000/53/EC	Compliant
China RoHS 2 Directive MIIT Order No 32, 2016	No Restricted Materials Above Threshold
EU REACH Regulation (EC) No. 1907/2006	<p>Current ECHA Candidate List: JUNE 2024 (241)</p> <p>Candidate List Declared Against: JUNE 2024 (241)</p> <p>SVHC > Threshold:</p> <p>Octamethylcyclotetrasiloxane (D4) (.5% in Component Part)</p> <p>Dodecamethylcyclohexasiloxane (D6) (.5% in Component Part)</p> <p>Decamethylcyclopentasiloxane (D5) (.5% in Component Part)</p> <p>Article Safe Usage Statements: Wash thoroughly after handling. Recycle if possible and dispose of the article by following all applicable governmental regulations relevant to your geographic location.</p>
Halogen Content	Not Low Halogen - contains Br or Cl > 900 ppm.
Solder Process Capability	Not reviewed for solder process capability

Product Compliance Disclaimer


This information is provided based on reasonable inquiry of our suppliers and represents our current actual knowledge based on the information they provided. This information is subject to change. The part numbers that TE has identified as EU RoHS compliant have a maximum concentration of 0.1% by weight in homogenous materials for lead, hexavalent chromium, mercury, PBB, PBDE, DBP, BBP, DEHP, DIBP, and 0.01% for cadmium, or qualify for an exemption to these limits as defined in the Annexes of Directive 2011/65/EU (RoHS2). Finished electrical and electronic equipment products

will be CE marked as required by Directive 2011/65/EU. Components may not be CE marked. Additionally, the part numbers that TE has identified as EU ELV compliant have a maximum concentration of 0.1% by weight in homogenous materials for lead, hexavalent chromium, and mercury, and 0.01% for cadmium, or qualify for an exemption to these limits as defined in the Annexes of Directive 2000/53/EC (ELV). Regarding the REACH Regulation, the information TE provides on SVHC in articles for this part number is based on the latest European Chemicals Agency (ECHA) 'Guidance on requirements for substances in articles' posted at this URL: <https://echa.europa.eu/guidance-documents/guidance-on-reach>

Compatible Parts



TE Part # W12P
WEDGE LOCK, 12P, REC, GRN, DT



TE Part # CAT-D48-ST273
DEUTSCH Solid Contacts



TE Part # CAT-J41-DDPC
DEUTSCH DT Plug Connectors



TE Part # CAT-D48-SFT273
DEUTSCH Stamped and Formed
Contacts



TE Part # 2300908-1
0460-003-16329, PIN, SOLID, 20-
24AWG, AU



TE Part # DT-RT1
EXT TOOL, FRONT RELEASE



TE Part # CAT-D48-SP729
DEUTSCH Sealing Plugs



TE Part # CAT-D487-P729
Dust Caps — DEUTSCH DT



TE Part # CAT-J67-DSCC16
DEUTSCH Size 16 Crimp Contacts

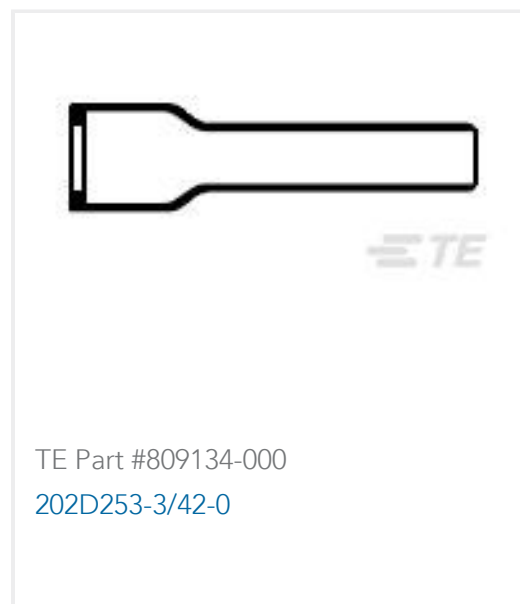


TE Part # CAT-D487-CH8172
DEUTSCH DT Series Housings &
Connectors

Customers Also Bought



TE Part # DTV02-18PA
REC, 18P, GRY, N, FLANGE, A



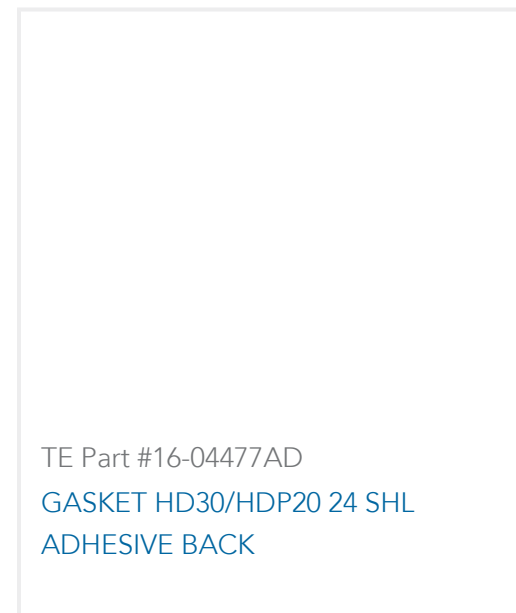
TE Part # 809134-000
202D253-3/42-0



TE Part # DT06-12SC
PLG, 12P, GRN, N, C



TE Part # CAT-J41-DDRC
DEUTSCH DT Receptacle Connectors



Documents

Product Drawings

[REC, 12P, GRN, N, CAP, FLANGE, C](#)

English

CAD Files

[3D PDF](#)

3D

Customer View Model

[ENG_CVM_CVM_DT04-12PC-LE01_E.2d_dxf.zip](#)

English

Customer View Model

[ENG_CVM_CVM_DT04-12PC-LE01_E.3d_igs.zip](#)

English

Customer View Model

[ENG_CVM_CVM_DT04-12PC-LE01_E.3d_stp.zip](#)

English

By downloading the CAD file I accept and agree to the [Terms and Conditions](#) of use.

Datasheets & Catalog Pages

[TERMINALS AND CONNECTORS](#)

English

[CONNECTOR SELECTOR](#)

English

Product Specifications

[Application Specification](#)

English

Agency Approvals

[UL Report](#)

English