

DT16-18SA-K004 ✓ ACTIVE

DEUTSCH | DEUTSCH DT

TE Internal #: DT16-18SA-K004

18 Position Housing, Housing for Female Terminals, Wire-to-Wire, 4.67 mm [.184 in] Centerline, Sealable, Black, Wire & Cable, Power, DEUTSCH DT

[View on TE.com >](#)



Connectors > Automotive Connectors > Automotive Housings



Number of Positions: **18**

Connector & Housing Type: **Housing for Female Terminals**

Mating Pin Diameter: **1.59 mm [.063 in]**

Connector System: **Wire-to-Wire**

Centerline (Pitch): **4.67 mm [.184 in]**

Features

Industry Standards

IP Rating	Not Tested
UL Flammability Rating	Not tested

Dimensions

Row-to-Row Spacing	4.83 mm[.19 in]
Compatible Insulation Diameter Range	1.35 – 3.05 mm[.053 – .12 in]
Product Width	20.98 mm[.826 in]
Product Length	35.38 mm[1.393 in]
Connector Height	43.82 mm[1.725 in]

Packaging Features

Packaging Quantity	500
Packaging Method	Box

Mechanical Attachment

Strain Relief	With
Terminal Position Assurance	No



Mating Alignment Type	Keyed
Mating Alignment	With
Connector Mounting Type	Cable Mount (Free-Hanging)

Other

Serviceable	Yes
Connector Position Assurance Capable	No
EU RoHS Compliance	Compliant
EU ELV Compliance	Compliant

Electrical Characteristics

Operating Voltage	250 VDC
Nominal Voltage Architecture	250 V

Body Features

Cable Exit Angle	180°
Primary Product Color	Black
Connector & Keying Code	A

Housing Features

Housing Material	PA GF
Centerline (Pitch)	4.67 mm [.184 in]

Contact Features

Contact Size	Size 16
Contact Type	Socket
Mating Pin Diameter	1.59 mm [.063 in]
Contact Current Rating (Max)	13 A

Product Type Features

Mixed & Hybrid Connector	No
Connector Shape	Rectangular
Connector & Housing Type	Housing for Female Terminals
Connector System	Wire-to-Wire
Sealable	Yes
Primary Locking Feature	Integrated in Housing
Connector & Contact Terminates To	Wire & Cable

Configuration Features



Connector Modification	Enhanced Seal Retention, End Cap
Number of Positions	18
Number of Rows	3

Usage Conditions

Operating Temperature (Max)	125 °C[257 °F]
Operating Temperature Range	-55 – 125 °C[-67 – 257 °F]

Operation/Application

Circuit Application	Power
---------------------	-------

Product Compliance

[For compliance documentation, visit the product page on TE.com>](#)

EU RoHS Directive 2011/65/EU	Compliant
EU ELV Directive 2000/53/EC	Compliant
China RoHS 2 Directive MIIT Order No 32, 2016	No Restricted Materials Above Threshold
EU REACH Regulation (EC) No. 1907/2006	Current ECHA Candidate List: JUNE 2024 (241) Candidate List Declared Against: JUNE 2024 (241) SVHC > Threshold: Octamethylcyclotetrasiloxane (D4) (.5% in Component Part) Dodecamethylcyclohexasiloxane (D6) (.5% in Component Part) Decamethylcyclopentasiloxane (D5) (.5% in Component Part) Article Safe Usage Statements: Wash thoroughly after handling. Recycle if possible and dispose of the article by following all applicable governmental regulations relevant to your geographic location.
Halogen Content	Not Low Halogen - contains Br or Cl > 900 ppm.
Solder Process Capability	Not reviewed for solder process capability

Product Compliance Disclaimer


This information is provided based on reasonable inquiry of our suppliers and represents our current actual knowledge based on the information they provided. This information is subject to change. The part numbers that TE has identified as EU RoHS compliant have a maximum concentration of 0.1% by weight in homogenous materials for lead, hexavalent chromium, mercury, PBB, PBDE, DBP, BBP, DEHP, DIBP, and 0.01% for cadmium, or qualify for an exemption to these limits as defined in the Annexes of Directive 2011/65/EU (RoHS2). Finished electrical and electronic equipment products will be CE marked as required by Directive 2011/65/EU. Components may not be CE marked. Additionally, the part numbers that TE has identified as EU ELV compliant have a maximum concentration of 0.1% by weight in homogenous materials for lead, hexavalent chromium, and mercury, and 0.01% for cadmium, or qualify for an exemption to these limits as defined in the Annexes of Directive 2000/53/EC (ELV). Regarding the REACH Regulation, the information TE provides

on SVHC in articles for this part number is based on the latest European Chemicals Agency (ECHA) 'Guidance on requirements for substances in articles' posted at this URL: <https://echa.europa.eu/guidance-documents/guidance-on-reach>

Compatible Parts



TE Part # 0411-204-1605
EXT TOOL, SIZE 16, 16-18 AWG, N,
DRK BLU



TE Part # 1062-14-0177
SOC, SF, SIZE 16, 14-18, SN/SN




TE Part # 1010-058-1206
SEAL, INTF, 12P, RED-ORG, SL RET,
DT



TE Part # CAT-J67-DSCC16
DEUTSCH Size 16 Crimp Contacts




TE Part # 0411-291-1405
EXT TOOL, SIZE 16, 14-16 AWG, N,
GRN




TE Part # CAT-D48-ST273
DEUTSCH Solid Contacts


Also in the Series | DEUTSCH DT




Automotive Connector Locks &
Position Assurance(90)



Automotive Headers(107)




Automotive Housings(737)




Connector Caps & Covers(1)



Connector Strain Relief(31)




Insertion & Extraction Tools(3)



Other Automotive Connector
Accessories(28)



Rectangular Backshells & Clamps(3)



Wire-to-Board Headers & Receptacles
(106)

Customers Also Bought



TE Part #5-2213766-4
AV19 DPM 0.4VA POWER LED GREEN
12V



TE Part #CAT-H3930-CH8172
DEUTSCH HD30 Housings



TE Part #DT16-18SC-K004
PLG, 18P, BLK, E, C



TE Part #DT16-18SD-K004
PLG, 18P, BLK, E, D



TE Part #DT16-18SB-K004
PLG, 18P, BLK, E, B



TE Part #DT16-18SE-K004
PLG, 18P, BLK, E, E



TE Part #CAT-J41-DDRC
DEUTSCH DT Receptacle Connectors



TE Part #ER34482001
DWHF-40/13-0-STK

Documents

Product Drawings

PLG, 18P, BLK, E, A

English

CAD Files

3D PDF

3D

Customer View Model

[ENG_CVM_CVM_DT16-18SA-K004_G.2d_dxf.zip](#)

English

Customer View Model

[ENG_CVM_CVM_DT16-18SA-K004_G.3d_igs.zip](#)

English

Customer View Model

[ENG_CVM_CVM_DT16-18SA-K004_G.3d_stp.zip](#)

English

By downloading the CAD file I accept and agree to the [Terms and Conditions](#) of use.



Datasheets & Catalog Pages

TERMINALS AND CONNECTORS

English

Product Specifications

Application Specification

English