

# DT04-12PA-P030 ✓ ACTIVE

DEUTSCH | DEUTSCH DT

TE Internal #: DT04-12PA-P030

12 Position Housing, Housing for Male Terminals, Bus Bar-to-Wire, 4.44 mm [.175 in] Centerline, Sealable, Gray, Bus Bar / Wire & Cable, DEUTSCH DT

[View on TE.com >](#)



Connectors > Automotive Connectors > Automotive Housings > DEUTSCH DT Receptacle Connectors



Number of Positions: **12**

Connector & Housing Type: **Housing for Male Terminals**

Mating Pin Diameter: **1.59 mm [.063 in]**

Connector System: **Bus Bar-to-Wire**

Centerline (Pitch): **4.44 mm [.175 in]**

[All DEUTSCH DT Receptacle Connectors \(231\)](#)

## Features

### Industry Standards

IP Rating	IP6K9K, IP68
Compatible With Agency/Standards Products	SAE J2030
UL Flammability Rating	Not tested

### Dimensions

Row-to-Row Spacing	4.45 mm[.175 in]
Product Width	40.56 mm[1.597 in]
Product Length	51.89 mm[2.043 in]
Connector Height	22.25 mm[.876 in]

### Packaging Features

Packaging Quantity	250
Packaging Method	Box

### Mechanical Attachment

Strain Relief	Add By Accessory
Terminal Position Assurance	Yes
Mating Alignment Type	Keyed
Mating Alignment	With
Connector Mounting Type	Bus Bar Mount



### Other

Serviceable	Yes
Connector Position Assurance Capable	No
EU RoHS Compliance	Compliant
EU ELV Compliance	Compliant

### Electrical Characteristics

Operating Voltage	250 VDC
Nominal Voltage Architecture	250 V

### Body Features

Cable Exit Angle	180°
Primary Product Color	Gray
Connector & Keying Code	A

### Housing Features

Housing Material	PA GF
Centerline (Pitch)	4.44 mm [.175 in]

### Contact Features

Contact Size	Size 16
Contact Type	Pin
Mating Pin Diameter	1.59 mm [.063 in]
Contact Current Rating (Max)	13 A

### Product Type Features

Mixed & Hybrid Connector	No
Connector Shape	Rectangular
Connector & Housing Type	Housing for Male Terminals
Connector System	Bus Bar-to-Wire
Sealable	Yes
Primary Locking Feature	Integrated in Housing
Connector & Contact Terminates To	Wire & Cable, Bus Bar

### Configuration Features

Blank Cavity Position	0
Connector Modification	(4) 3 Pin Busses
Number of Positions	12



Number of Rows	2
----------------	---

### Usage Conditions

Operating Temperature (Max)	125 °C[257 °F]
Operating Temperature Range	-55 – 125 °C[-67 – 257 °F]

### Operation/Application

Circuit Application	Power
---------------------	-------

### Product Compliance

[For compliance documentation, visit the product page on TE.com>](#)

EU RoHS Directive 2011/65/EU	Compliant
EU ELV Directive 2000/53/EC	Compliant
China RoHS 2 Directive MIIT Order No 32, 2016	No Restricted Materials Above Threshold
EU REACH Regulation (EC) No. 1907/2006	Current ECHA Candidate List: JUNE 2024 (241) Candidate List Declared Against: JUNE 2024 (241) SVHC > Threshold: Octamethylcyclotetrasiloxane (D4) (.5% in Component Part) Dodecamethylcyclohexasiloxane (D6) (.5% in Component Part) Decamethylcyclopentasiloxane (D5) (.5% in Component Part) <b>Article Safe Usage Statements:</b> Wash thoroughly after handling. Recycle if possible and dispose of the article by following all applicable governmental regulations relevant to your geographic location.
Halogen Content	Not Low Halogen - contains Br or Cl > 900 ppm.
Solder Process Capability	Not reviewed for solder process capability



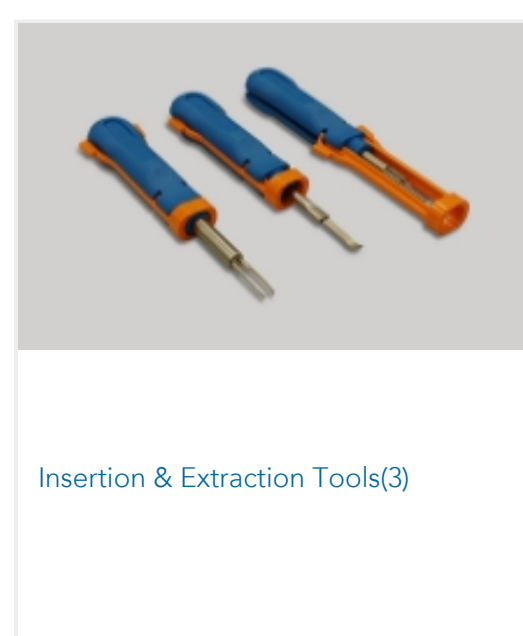


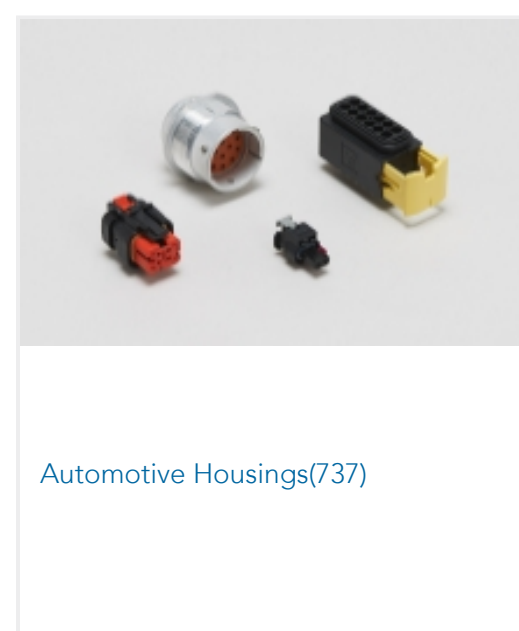

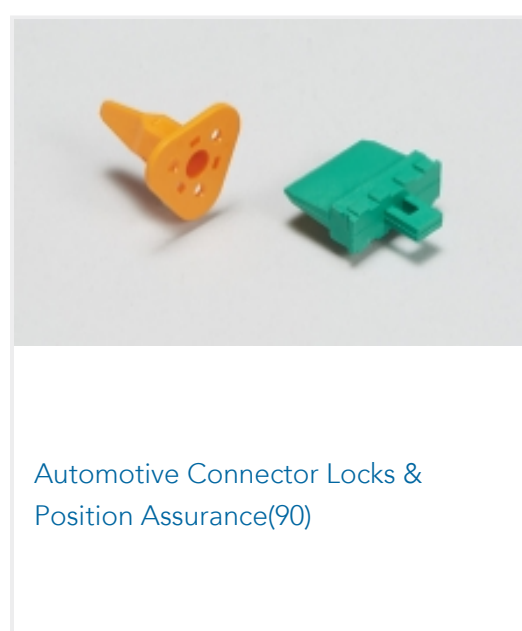
#### Product Compliance Disclaimer

This information is provided based on reasonable inquiry of our suppliers and represents our current actual knowledge based on the information they provided. This information is subject to change. The part numbers that TE has identified as EU RoHS compliant have a maximum concentration of 0.1% by weight in homogenous materials for lead, hexavalent chromium, mercury, PBB, PBDE, DBP, BBP, DEHP, DIBP, and 0.01% for cadmium, or qualify for an exemption to these limits as defined in the Annexes of Directive 2011/65/EU (RoHS2). Finished electrical and electronic equipment products will be CE marked as required by Directive 2011/65/EU. Components may not be CE marked. Additionally, the part numbers that TE has identified as EU ELV compliant have a maximum concentration of 0.1% by weight in homogenous materials for lead, hexavalent chromium, and mercury, and 0.01% for cadmium, or qualify for an exemption to these limits as defined in the Annexes of Directive 2000/53/EC (ELV). Regarding the REACH Regulation, the information TE provides on SVHC in articles for this part number is based on the latest European Chemicals Agency (ECHA) 'Guidance on requirements for substances in articles' posted at this URL: <https://echa.europa.eu/guidance-documents/guidance-on-reach>

## Compatible Parts



## Also in the Series | DEUTSCH DT



## Customers Also Bought



TE Part #CAT-J41-DDRC  
DEUTSCH DT Receptacle Connectors



TE Part #DT04-2P-RT01  
REC, 2P, BLK, 600V, 1.28V, 4A DIODE,  
NI



TE Part #HDP24-18-6PN-C030  
REC, 6P, BLK, N, 4, P



TE Part #2103346-1  
HVA280 2 Bay Header Sub-Assy, KEY  
A, E

## Documents

### Product Drawings

[REC, 12P, GRY, BUSBAR 4X3, NICKEL, A](#)

English

### CAD Files

[3D PDF](#)

3D

Customer View Model

[ENG\\_CVM\\_CVM\\_DT04-12PA-P030\\_A.2d\\_dxf.zip](#)

English

Customer View Model

[ENG\\_CVM\\_CVM\\_DT04-12PA-P030\\_A.3d\\_igs.zip](#)

English

Customer View Model

[ENG\\_CVM\\_CVM\\_DT04-12PA-P030\\_A.3d\\_stp.zip](#)

English

By downloading the CAD file I accept and agree to the [Terms and Conditions](#) of use.

### Datasheets & Catalog Pages

[TERMINALS AND CONNECTORS](#)

English

[ICT Terminals and Connectors Catalogue](#)

English

[CONNECTOR SELECTOR](#)

English

### Product Specifications

[Application Specification](#)

English

### Agency Approvals

[UL Report](#)

English

DT04-12PA-P030

12 Position Housing, Housing for Male Terminals, Bus Bar-to-Wire, 4.44 mm [.175 in]  
Centerline, Sealable, Gray, Bus Bar / Wire & Cable, DEUTSCH DT

