

DTP06-2S-E004 ✓ ACTIVE

DEUTSCH | DEUTSCH DT, DEUTSCH DTP

TE Internal #: DTP06-2S-E004

2 Position Housing, Housing for Female Terminals, Wire-to-Wire, 6.7 mm [.264 in] Centerline, Sealable, Black, Wire & Cable, Power, Hybrid

[View on TE.com >](#)



Connectors > Automotive Connectors > Automotive Housings > DEUTSCH DTP Housings



Number of Positions: 2

Connector & Housing Type: **Housing for Female Terminals**

Mating Pin Diameter: 2.39 mm [.094 in]

Connector System: **Wire-to-Wire**

Centerline (Pitch): 6.7 mm [.264 in]

[All DEUTSCH DTP Housings \(34\)](#)

Features

Industry Standards

IP Rating	IP6K9K, IP68
Compatible With Agency/Standards Products	SAE J2030
UL Flammability Rating	UL 94V-0

Dimensions

Compatible Insulation Diameter Range	2.5 – 4 mm [.097 – .158 in]
Product Width	18.6 mm [.732 in]
Product Length	18.6 mm [.732 in]
Connector Height	34.6 mm [1.36 in]

Packaging Features

Packaging Quantity	1
Packaging Method	Package

Mechanical Attachment



Strain Relief	Without
Terminal Position Assurance	No
Mating Alignment Type	Polarized
Mating Alignment	With
Connector Mounting Type	Cable Mount (Free-Hanging)

Other

Serviceable	Yes
Connector Position Assurance Capable	No
EU RoHS Compliance	Compliant
EU ELV Compliance	Compliant

Electrical Characteristics

Operating Voltage	200 VDC
Nominal Voltage Architecture	200 V

Body Features

Cable Exit Angle	180°
Primary Product Color	Black

Housing Features

Housing Material	PA GF
Centerline (Pitch)	6.7 mm [.264 in]

Contact Features

Contact Size	Size 12
Contact Type	Socket
Mating Pin Diameter	2.39 mm [.094 in]
Contact Current Rating (Max)	25 A

Product Type Features

Mixed & Hybrid Connector	No
Connector Shape	Rectangular
Connector & Housing Type	Housing for Female Terminals
Connector System	Wire-to-Wire
Sealable	Yes
Primary Locking Feature	Integrated in Housing
Connector & Contact Terminates To	Wire & Cable



Configuration Features

Blank Cavity Position	0
Connector Seal Code	N Seal
Number of Positions	2
Number of Rows	1

Usage Conditions

Operating Temperature (Max)	125 °C[257 °F]
Operating Temperature Range	-55 – 125 °C[-67 – 257 °F]

Operation/Application

Circuit Application	Power
---------------------	-------

Product Compliance

[For compliance documentation, visit the product page on TE.com>](#)

EU RoHS Directive 2011/65/EU	Compliant
EU ELV Directive 2000/53/EC	Compliant
China RoHS 2 Directive MIIT Order No 32, 2016	No Restricted Materials Above Threshold
EU REACH Regulation (EC) No. 1907/2006	Current ECHA Candidate List: JUNE 2024 (241) Candidate List Declared Against: JUNE 2024 (241) Does not contain REACH SVHC
Halogen Content	Not Low Halogen - contains Br or Cl > 900 ppm.
Solder Process Capability	Not reviewed for solder process capability


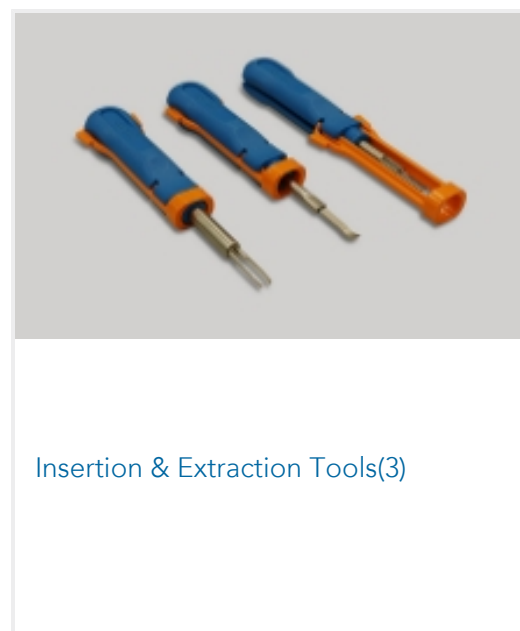


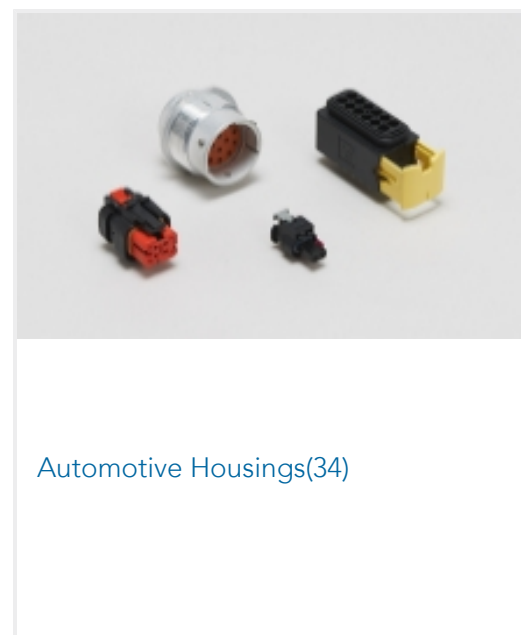


Product Compliance Disclaimer


This information is provided based on reasonable inquiry of our suppliers and represents our current actual knowledge based on the information they provided. This information is subject to change. The part numbers that TE has identified as EU RoHS compliant have a maximum concentration of 0.1% by weight in homogenous materials for lead, hexavalent chromium, mercury, PBB, PBDE, DBP, BBP, DEHP, DIBP, and 0.01% for cadmium, or qualify for an exemption to these limits as defined in the Annexes of Directive 2011/65/EU (RoHS2). Finished electrical and electronic equipment products will be CE marked as required by Directive 2011/65/EU. Components may not be CE marked. Additionally, the part numbers that TE has identified as EU ELV compliant have a maximum concentration of 0.1% by weight in homogenous materials for lead, hexavalent chromium, and mercury, and 0.01% for cadmium, or qualify for an exemption to these limits as defined in the Annexes of Directive 2000/53/EC (ELV). Regarding the REACH Regulation, the information TE provides on SVHC in articles for this part number is based on the latest European Chemicals Agency (ECHA) 'Guidance on requirements for substances in articles' posted at this URL: <https://echa.europa.eu/guidance-documents/guidance-on-reach>

Compatible Parts




Also in the Series | **DEUTSCH DT**





Wire-to-Board Headers & Receptacles
(5)


Also in the Series | DEUTSCH DTP



Automotive Connector Locks & Position Assurance(4)




Automotive Headers(5)



Automotive Housings(34)




Connector Backshells(5)




Insertion & Extraction Tools(3)




Other Automotive Connector Accessories(4)



PCB Headers & Receptacles(5)



Rectangular Backshells & Clamps(3)



Wire-to-Board Headers & Receptacles
(5)

Customers Also Bought



TE Part #DTP04-4P-E004
REC, 4P, BLK, N



TE Part #CF5243-000
CI-2SFT-251



TE Part #CAT-D486-W416
DEUTSCH DTP Wedgelocks



TE Part #63165-2
FASTON 110 AMPLIVAR TAB 23-19
MAG TPBR



TE Part #DTP2S-BT
BOOT, 2P, PLG, ST, GRY



TE Part #DRC26-40BT
BOOT, 40P, 20SZ, PLG/REC, ST, BLK



TE Part #170892-1
187 FASTON HSG., REC., NATRUAL



TE Part #DTM04-4P-E004
REC, 4P, BLK, N



TE Part #DT06-6S-E004
PLG, 6P, BLK, N

Documents

Product Drawings

PLG, 2P, BLK, N

English

CAD Files

3D PDF

3D

Customer View Model

[ENG_CVM_CVM_DTP06-2S-E004_99_c-dtp06-2s-e004-99.2d_dxf.zip](#)

English

Customer View Model

[ENG_CVM_CVM_DTP06-2S-E004_99_c-dtp06-2s-e004-99.3d_igs.zip](#)

English

Customer View Model

[ENG_CVM_CVM_DTP06-2S-E004_99_c-dtp06-2s-e004-99.3d_stp.zip](#)

English

By downloading the CAD file I accept and agree to the [Terms and Conditions](#) of use.

Datasheets & Catalog Pages



[ICT Terminals and Connectors Catalogue](#)

English

[CONNECTOR SELECTOR](#)

English

[Product Specifications](#)

[Application Specification](#)

English

[Agency Approvals](#)

[UL Report](#)

English