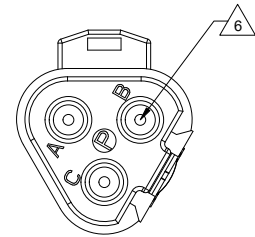
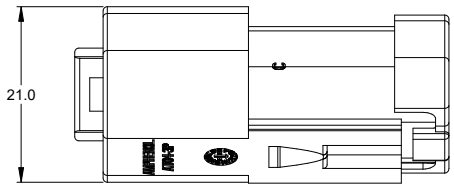
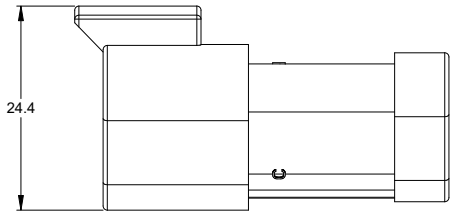
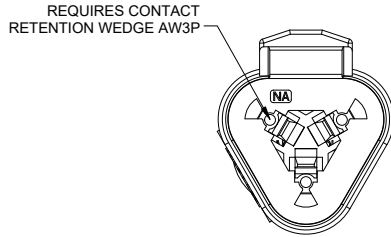
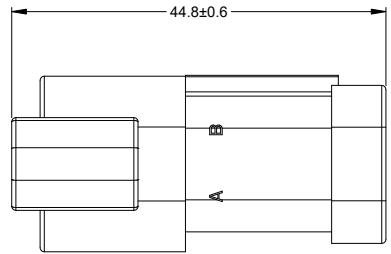
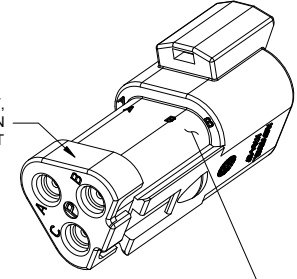


REVISIONS					
REV	ECO	DESCRIPTION	DATE	BY	APPR
A3	-	RELEASE NEW DWG FORMAT	02JAN14	JARRY	
A4	C0540S	UPDATE DIMENSIONS	05AUG16	JONY	TOMMY
A5	-	ADD COLOR OPTION	23NOV20	LOUIE	TOMMY
A6	-	ADDED DATE CODE FEATURE	06JAN2023	JHEAD	TZ



STANDARD COLOR IS GREY,
ADDITION COLOR SHOWN IN
PART NUMBER CHART



STANDARD MOLDED COLOR IS GREY.
ADDITIONAL COLORS SHOWN IN PART NUMBER
CHART ARE AVAILABLE VIA SPECIAL ORDER.

- NOTES: UNLESS OTHERWISE SPECIFIED
- MATERIAL:
HOUSING: THERMOPLASTIC
SEAL: SILICONE RUBBER
 - MODIFICATIONS: END CAP
 - SPECIFICATIONS:
 - CURRENT RATING: 13 AMPS
 - OPERATING TEMPERATURE: -55°C TO +125°C
 - DIELECTRIC WITHSTANDING VOLTAGE: LESS THAN 2 MILLIAMPS CURRENT LEAKAGE @ 1500 VOLTS AC.
 - INSULATION RESISTANCE: 1000 MEGOHMS MIN @ 25°C.
 - MOISTURE RESISTANCE:
IP68(1M OF WATER FOR A PERIOD OF 24 HOURS, MATED CONDITION)
IP69K(MATED CONDITION)
 - MATING CYCLE DURABILITY: 100 CYCLES
 - RoHS COMPLIANT

- MATING PART: AT06-3S* RECEPTACLE
(* = MODIFICATIONS AND COLORS)
- ALL DIMENSIONS ARE FOR REFERENCE USE ONLY.

6 CONTACT SIZE AND REAR SEAL WIRE RANGE:

CONTACT SIZE	MIN. INSUL O.D.	MAX. INSUL O.D.	TYPICAL WIRE RANGE
16	2.24 mm (.088 in)	3.68 mm (.145 in)	14 - 20 AWG (2.0-0.5mm ²)

PART NUMBER CHART	
COLOR	PART NUMBER
GREY	AT04-3P-EC01
BLACK	AT04-3P-EC01BLK
BLUE	AT04-3P-EC01BLU
BROWN	AT04-3P-EC01BRN
GREEN	AT04-3P-EC01GRN
RED	AT04-3P-EC01RED
WHITE	AT04-3P-EC01WHT
YELLOW	AT04-3P-EC01YEL
ORANGE	AT04-3P-EC01ORG

SEE PART NUMBER CHART		REF: DT04-3P-ED03, DT04-3P-EP04, DT04-3P-ED05		
PART NUMBER		DESCRIPTION		
QUANTITY	MATERIALS LIST			ITEM
UNLESS OTHERWISE SPECIFIED 1) All dimensions are in metric(mm). 2) Tolerances are as follows: 1 PL DEC ±0.30 Fractions ±1/64 2 PL DEC ±0.15 Angles ±1° 3 PL DEC ±0.08		SIGNATURES		DATE
DRAWN: LOUIE		23NOV20		
CHECKED: ORION		25NOV20		
ENGINEER:		APPROVAL: TOMMY		27NOV20
MATERIAL SPECIFICATIONS:		CUSTOMER:		
PROCESS SPECIFICATIONS:		THIS DRAWING IS SUPPLIED FOR INFORMATION ONLY. DESIGN FEATURES, SPECIFICATIONS AND PERFORMANCE DATA SHOWN HEREON ARE THE PROPERTY OF THE AMPHENOL CORPORATION. NO RIGHTS OF REPRODUCTION ARE IMPLIED. ALL DIMENSIONS ARE SUBJECT TO NORMAL MANUFACTURING VARIATIONS.		
NEXT ASSY:		SIZE		REVISION
		B C-		A6
		SCALE: NONE		
		DWG NO. AT04-3P-EC01XXX		
		SHEET 1 OF 1		

TITLE: RECEPTACLE 3 PIN AT SERIES END CAP DWG NO: AT04-3P-EC01XXX REV: A6 SH: 1 OF: 1