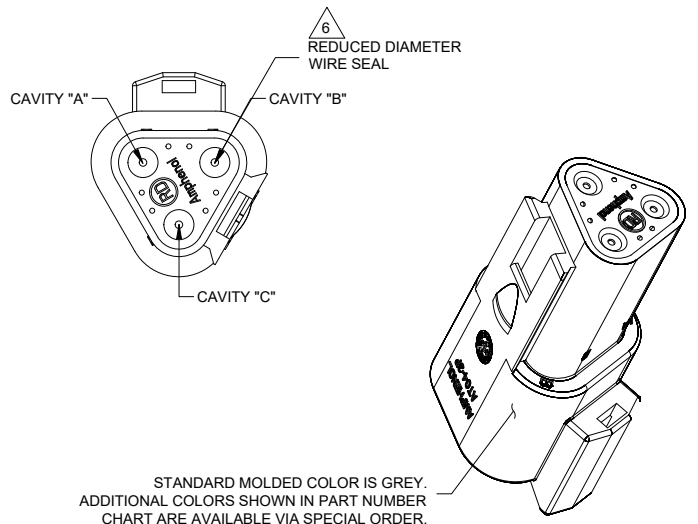
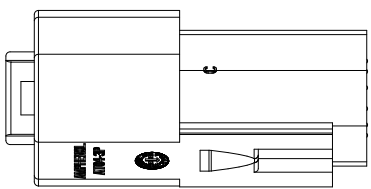
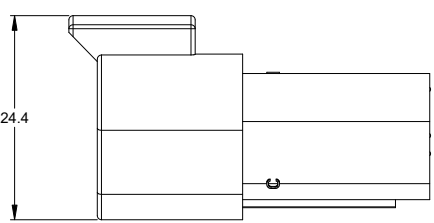
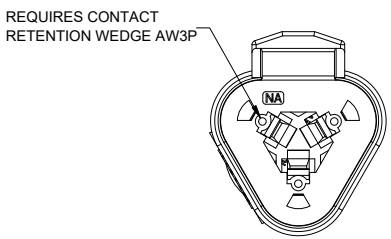
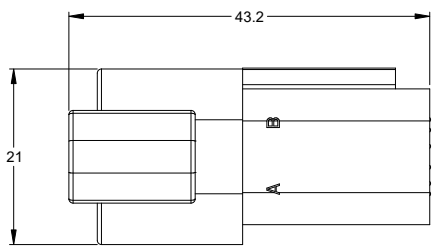


| REVISIONS | | | | | |
|-----------|-----|-------------------------|-----------|-------|-------|
| REV | ECO | DESCRIPTION | DATE | BY | APPR |
| A3 | - | RELEASE NEW DWG FORMAT | 04JAN14 | JARRY | |
| A4 | - | ADD COLOR OPTION | 23NOV20 | LOUIE | TOMMY |
| A5 | - | ADDED DATE CODE FEATURE | 13DEC2024 | JHEAD | TZ |



STANDARD MOLDED COLOR IS GREY. ADDITIONAL COLORS SHOWN IN PART NUMBER CHART ARE AVAILABLE VIA SPECIAL ORDER.

NOTES: UNLESS OTHERWISE SPECIFIED

- MATERIAL:
HOUSING: THERMOPLASTIC
SEAL: SILICONE RUBBER
- MODIFICATIONS: REDUCED DIAMETER WIRE SEAL
- SPECIFICATIONS:
3.1 CURRENT RATING: 13 AMPS
3.2 OPERATING TEMPERATURE: -55°C TO +125°C
3.3 DIELECTRIC WITHSTANDING VOLTAGE: LESS THAN 2 MILLIAMPS CURRENT LEAKAGE @ 1500 VOLTS AC.
3.4 INSULATION RESISTANCE: 1000 MEGOHMS MIN @ 25°C.
3.5 MOISTURE RESISTANCE:
IP68(1M OF WATER FOR A PERIOD OF 24 HOURS, MATED CONDITION)
IP69K(MATED CONDITION)
3.6 MATING CYCLE DURABILITY: 100 CYCLES
3.7 RoHS COMPLIANT

4. MATING PART: AT06-3S* RECEPTACLE (* = MODIFICATIONS AND COLORS)

5. ALL DIMENSIONS ARE FOR REFERENCE USE ONLY.

6 CONTACT SIZE AND REAR SEAL WIRE RANGE:

| CONTACT SIZE | MIN. INSUL O.D. | MAX. INSUL O.D. | TYPICAL WIRE RANGE |
|--------------|-------------------|-------------------|---------------------------------------|
| 16 | 1.35 mm (.053 in) | 3.05 mm (.120 in) | 14 - 20 AWG (2.0-0.5mm ²) |

| PART NUMBER CHART | |
|-------------------|-----------------|
| COLOR | PART NUMBER |
| GREY | AT04-3P-RD01 |
| BLACK | AT04-3P-RD01BLK |
| BLUE | AT04-3P-RD01BLU |
| BROWN | AT04-3P-RD01BRN |
| GREEN | AT04-3P-RD01GRN |
| RED | AT04-3P-RD01RED |
| WHITE | AT04-3P-RD01WHT |
| YELLOW | AT04-3P-RD01YEL |
| ORANGE | AT04-3P-RD01ORG |

| | | | |
|--|-------------|--|--------------|
| SEE PART NUMBER CHART | | REF: DT04-3P-CD015, DT04-3P-CE02 | |
| QUANTITY | PART NUMBER | DESCRIPTION | ITEM |
| <p>UNLESS OTHERWISE SPECIFIED</p> <p>1) All dimensions are in metric(mm).</p> <p>2) Tolerances are as follows: 1 PL DEC ±0.30 Fractions ±1/64 2 PL DEC ±0.15 Angles ±1° 3 PL DEC ±0.08</p> <p>3) Note reference = </p> | | | |
| SIGNATURES | | DATE | |
| DRAWN: LOUIE | | 23NOV20 | |
| CHECKED: ORION | | 25NOV20 | |
| ENGINEER: | | | |
| APPROVAL: TOMMY | | 27NOV20 | |
| MATERIAL SPECIFICATIONS: | | CUSTOMER: | |
| PROCESS SPECIFICATIONS: | | THIS DRAWING IS SUPPLIED FOR INFORMATION ONLY. DESIGN FEATURES, SPECIFICATIONS AND PERFORMANCE DATA SHOWN HEREON ARE THE PROPERTY OF THE AMPHENOL CORPORATION. NO RIGHTS OF REPRODUCTION ARE IMPLIED. ALL DIMENSIONS ARE SUBJECT TO NORMAL MANUFACTURING VARIATIONS. | |
| NEXT ASSY: | | SIZE: B | TYPE: C- |
| | | DWG NO: AT04-3P-RD01XXX | REVISION: A5 |
| | | SCALE: NONE | SHEET 1 OF 1 |

TITLE: RECEPTACLE, 3 PIN, AT SERIES, REDUCED DIAMETER SEAL
DWG NO: AT04-3P-RD01XXX
REV: A5
SH: 1
OF: 1

A Series™ - Contact Size 16 Options (Works with: AT, ATV, AHD-9, ARC, DuraMate and PanelMate Series)

| Machined Contacts, Sockets & Pins | | | | |
|-----------------------------------|--|------|-------|----------|
| Part Number | Description | Size | AWG | Type |
| AT60-215-1631 | Male Contact - Pin, Gold-plated | 16 | 14 | Machined |
| AT62-209-1631 | Female Contact - Socket, Gold-plated | 16 | 14 | Machined |
| AT60-215-16141 | Male Contact - Pin, Nickel-plated | 16 | 14 | Machined |
| AT62-209-16141 | Female Contact - Socket, Nickel-plated | 16 | 14 | Machined |
| AT60-202-1631 | Male Contact - Pin, Gold-plated | 16 | 16-20 | Machined |
| AT62-201-1631 | Female Contact - Socket, Gold-plated | 16 | 16-20 | Machined |
| AT60-202-16141 | Male Contact - Pin, Nickel-plated | 16 | 16-20 | Machined |
| AT62-201-16141 | Female Contact - Socket, Nickel-plated | 16 | 16-20 | Machined |
| AT60-202-1631-22 | Male Contact - Pin, Gold-plated | 16 | 22-24 | Machined |
| AT62-201-1631-22 | Female Contact - Socket, Gold-plated | 16 | 22-24 | Machined |
| AT60-202-16141-22 | Male Contact - Pin, Nickel-plated | 16 | 22-24 | Machined |
| AT62-201-16141-22 | Female Contact - Socket, Nickel-plated | 16 | 22-24 | Machined |

| Tooling - Machined Contacts | |
|-----------------------------|---|
| Part Number | Description |
| AUTK-16 | Hand Crimp Tool, Size 16 |
| AUTK-100 | Universal Heavy Duty Contact Crimping Tool Kit, Size 12/16/20 |
| CA-5D12 | Universal Hand Crimp Tool, Size 12/16/20 |
| CA-5E12 | Pneumatic Crimp Tool, Size 12/16/20 |

| Contact Removal Tools (For both Machined or Stamped & Formed Contacts) | |
|--|--|
| Part Number | Description |
| ATRT-100 | Contact and Wedgelock Extraction Tool |
| AT11-310-1605 | Contact Removal Tool, Plastic, Size 16 |

| Sealing Plugs (For both Machined or Stamped & Formed Contacts) | |
|--|---|
| Part Number | Description |
| A114017 | Sealing Plug, Size 16, White |
| A114017-SR | Sealing Plug, Size 16, SR01 Series, Black |
| AT13-217-1605 | Locking Sealing Plug, Size 16, Grey |
| AT13-217-1605-SR | Locking Sealing Plug, Size 16, SR01 Series, Red |

| Stamped & Formed Contacts, Sockets & Pins | | | | |
|---|--|------|-------|------------------|
| Part Number | Description | Size | AWG | Type |
| AT60-14-0122 | Male Contact - Pin, Nickel-plated | 16 | 14-18 | Stamped & Formed |
| AT62-14-0122 | Female Contact - Socket, Nickel-plated | 16 | 14-18 | Stamped & Formed |
| AT60-14-0144 | Male Contact - Pin, Gold-plated | 16 | 14-18 | Stamped & Formed |
| AT62-14-0144 | Female Contact - Socket, Gold-plated | 16 | 14-18 | Stamped & Formed |
| AT60-16-0122 | Male Contact - Pin, Nickel-plated | 16 | 16-18 | Stamped & Formed |
| AT62-16-0122 | Female Contact - Socket, Nickel-plated | 16 | 16-18 | Stamped & Formed |
| AT60-16-0144 | Male Contact - Pin, Gold-plated | 16 | 16-18 | Stamped & Formed |
| AT62-16-0144 | Female Contact - Socket, Gold-plated | 16 | 16-18 | Stamped & Formed |
| AT60-16-0622 | Male Contact - Pin, Nickel-plated | 16 | 16-20 | Stamped & Formed |
| AT62-16-0622 | Female Contact - Socket, Nickel-plated | 16 | 16-20 | Stamped & Formed |
| AT60-16-0644 | Male Contact - Pin, Gold-plated | 16 | 16-20 | Stamped & Formed |
| AT62-16-0644 | Female Contact - Socket, Gold-plated | 16 | 16-20 | Stamped & Formed |
| AT60-16-0677 | Male Contact - Pin, Tin-plated | 16 | 16-20 | Stamped & Formed |
| AT62-16-0677 | Female Contact - Socket, Tin-plated | 16 | 16-20 | Stamped & Formed |
| AT60-16-0822 | Male Contact - Pin, Nickel-plated | 16 | 20-22 | Stamped & Formed |
| AT62-16-0822 | Female Contact - Socket, Nickel-plated | 16 | 20-22 | Stamped & Formed |
| AT60-16-0844 | Male Contact - Pin, Gold-plated | 16 | 20-22 | Stamped & Formed |
| AT62-16-0844 | Female Contact - Socket, Gold-plated | 16 | 20-22 | Stamped & Formed |

| Tooling - Stamped & Formed Contacts | |
|-------------------------------------|-------------------------------------|
| MFX-3950 | Crimp Die - Size 16, 18-20AWG |
| MFX-3953 | Crimp Die - Size 16, 16-18AWG |
| MFX-3975 | Crimp Die - Size 16, 14-16AWG |
| MFX-3990 | Crimp Die - Size 16, 20-22AWG |
| ATT-16-00 | Hand Crimp Tool - Size 16, 14-16AWG |
| ATT-16-01 | Hand Crimp Tool - Size 16, 18-20AWG |
| ATT-1612-03 | Hand Crimp Tool - Size 16, 20-22AWG |