



Connectors > Connector Accessories > Connector Strain Relief



Strain Relief Accessory Type: **Boot**

Primary Product Material: **PVC**

Primary Product Color: **Black**

Sealable: **No**

Packaging Method: **Package**

Features

Industry Standards

IP Rating	IP6K9K
-----------	--------

Dimensions

Compatible Cable Diameter Range	0 – 8.76 mm[0 – .345 in]
---------------------------------	--------------------------

Other

Serviceable	Yes
EU RoHS Compliance	Compliant
EU ELV Compliance	Compliant

Body Features

Cable Exit Angle	180°
Primary Product Material	PVC
Primary Product Color	Black

Product Type Features

Strain Relief Accessory Type	Boot
Sealable	No

Usage Conditions



Operating Temperature Range	-29 – 100 °C[-20 – 212 °F]
-----------------------------	----------------------------

Packaging Features

Packaging Method	Package
Packaging Quantity	1

Product Compliance

For compliance documentation, visit the product page on TE.com>

EU RoHS Directive 2011/65/EU	Compliant
EU ELV Directive 2000/53/EC	Compliant
China RoHS 2 Directive MIIT Order No 32, 2016	No Restricted Materials Above Threshold
EU REACH Regulation (EC) No. 1907/2006	Current ECHA Candidate List: JUNE 2024 (241) Candidate List Declared Against: JUNE 2024 (241) Does not contain REACH SVHC
Halogen Content	Not Low Halogen - contains Br or Cl > 900 ppm.
Solder Process Capability	Not reviewed for solder process capability


Product Compliance Disclaimer

This information is provided based on reasonable inquiry of our suppliers and represents our current actual knowledge based on the information they provided. This information is subject to change. The part numbers that TE has identified as EU RoHS compliant have a maximum concentration of 0.1% by weight in homogenous materials for lead, hexavalent chromium, mercury, PBB, PBDE, DBP, BBP, DEHP, DIBP, and 0.01% for cadmium, or qualify for an exemption to these limits as defined in the Annexes of Directive 2011/65/EU (RoHS2). Finished electrical and electronic equipment products will be CE marked as required by Directive 2011/65/EU. Components may not be CE marked. Additionally, the part numbers that TE has identified as EU ELV compliant have a maximum concentration of 0.1% by weight in homogenous materials for lead, hexavalent chromium, and mercury, and 0.01% for cadmium, or qualify for an exemption to these limits as defined in the Annexes of Directive 2000/53/EC (ELV). Regarding the REACH Regulation, the information TE provides on SVHC in articles for this part number is based on the latest European Chemicals Agency (ECHA) 'Guidance on requirements for substances in articles' posted at this URL: <https://echa.europa.eu/guidance-documents/guidance-on-reach>

Compatible Parts




Also in the Series | DEUTSCH DT



Automotive Connector Locks & Position Assurance(26)



Automotive Headers(38)



Automotive Housings(109)



Connector Caps & Covers(1)



Connector Strain Relief(28)




Insertion & Extraction Tools(2)



Other Automotive Connector Accessories(7)



Rectangular Backshells & Clamps(1)




Wire-to-Board Headers & Receptacles (38)

Also in the Series | DEUTSCH DTM



Automotive Connector Caps & Covers (7)



Automotive Connector Locks & Position Assurance(26)



Automotive Housings(109)

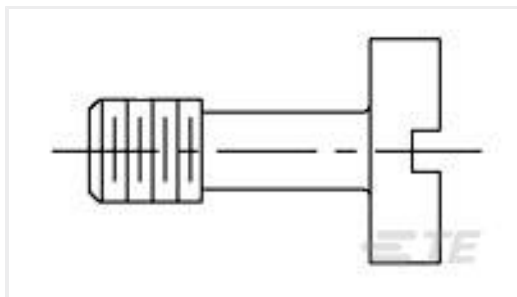


Connector Strain Relief(28)



Rectangular Backshells & Clamps(1)

Customers Also Bought



TE Part #5554726-1
SCREW,PAN HD, CPTV,SHLD CHAMP



TE Part #DT4P-BT-BK
BOOT, 4P, REC, ST, BLK



TE Part #7243890001
D-SCE-5K-3.2-50-4



TE Part #DT4S-BT-BK
BOOT, 4P, PLG, ST, BLK



TE Part #DT8P-BT-BK
BOOT, 8P, REC, ST, BLK




TE Part #DT06-2S
PLG, 2P, GRY, N




TE Part #DT3P-BT-BK
BOOT, 3P, REC, ST, BLK



TE Part #DT6S-BT-BK
BOOT, 6P, PLG, ST, BLK



TE Part #281792-4
PLUG HE14 IDC 180 2X4 P AWG 28-26



TE Part #DT06-12SA-KIT
DT06-12SA AND WEG ONLY

Documents

Product Drawings

[BOOT, 2P, REC, ST, BLK](#)

English

CAD Files

[3D PDF](#)

[3D](#)

Customer View Model

[ENG_CVM_CVM_DT2P-BT-BK_A.2d_dxf.zip](#)



English

Customer View Model

[ENG_CVM_CVM_DT2P-BT-BK_A.3d_igs.zip](#)

English

Customer View Model

[ENG_CVM_CVM_DT2P-BT-BK_A.3d_stp.zip](#)

English

By downloading the CAD file I accept and agree to the [Terms and Conditions](#) of use.

Datasheets & Catalog Pages

TERMINALS AND CONNECTORS

English

CONNECTOR SELECTOR

English

Product Specifications

Application Specification

English