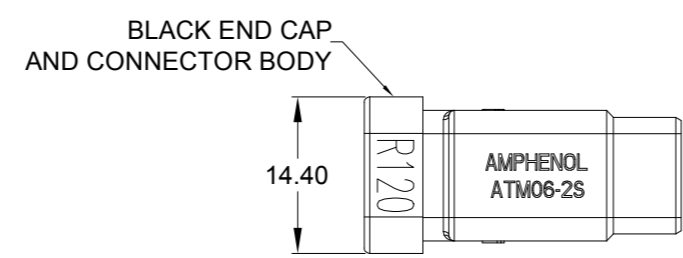
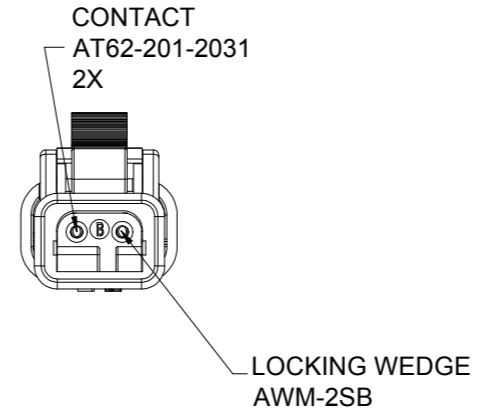
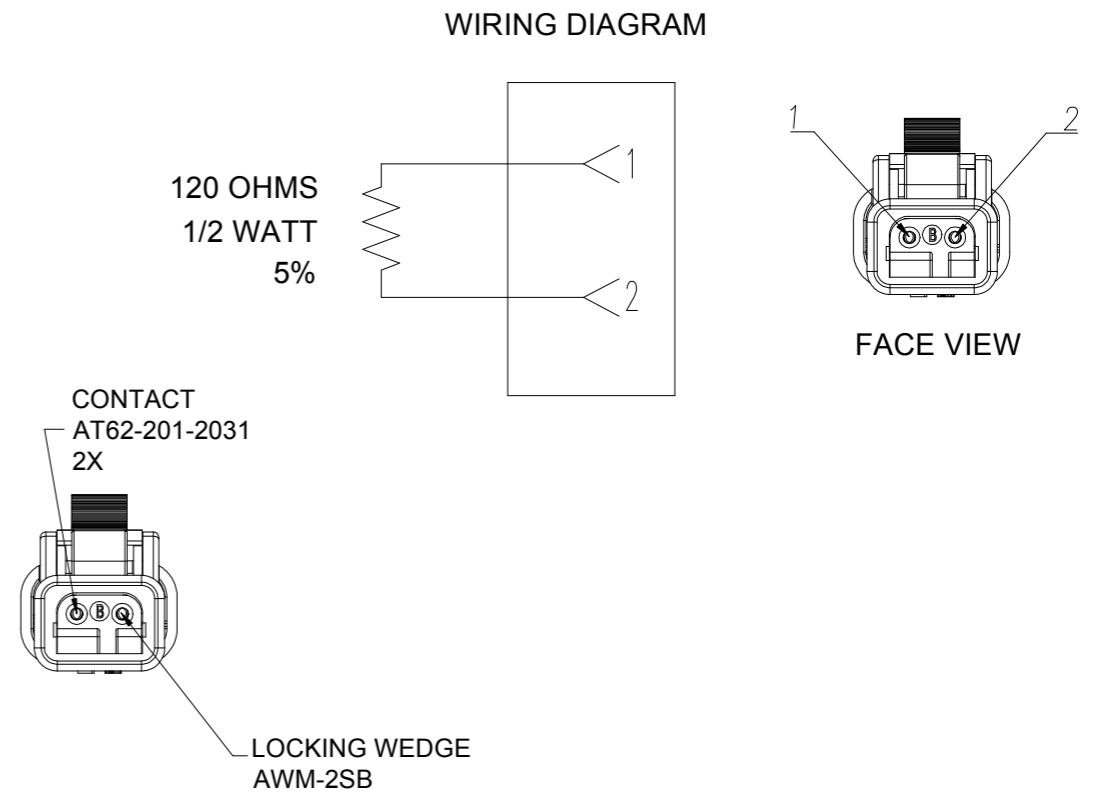
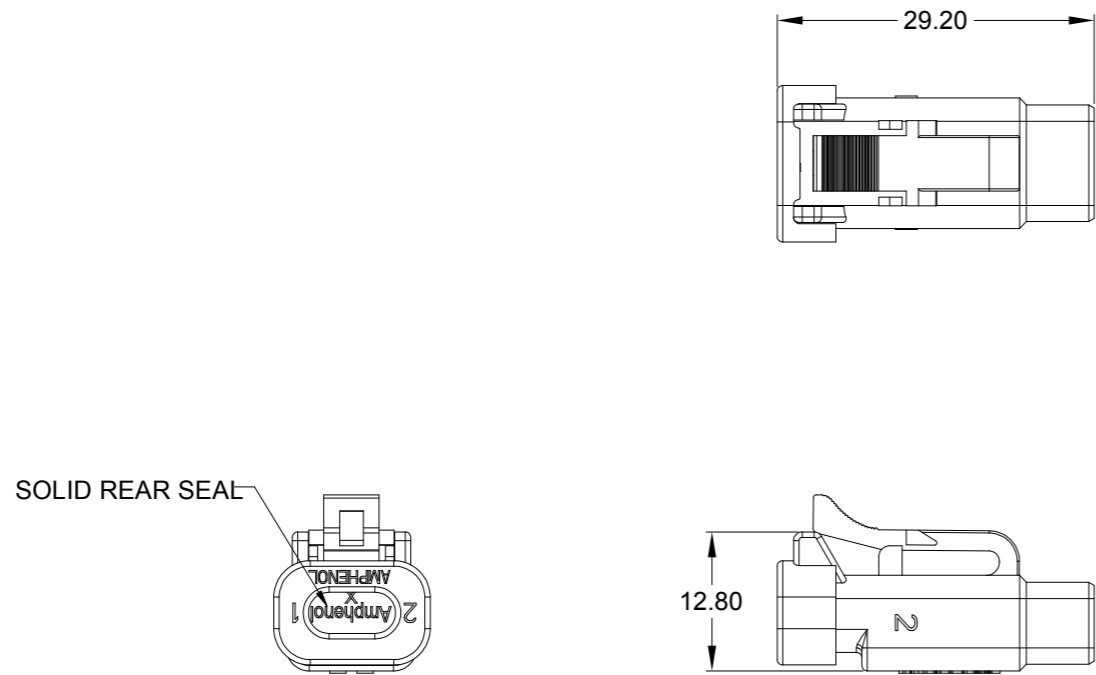


| REVISIONS | | | | | |
|-----------|-----|---------------------|---------|-------|-------|
| REV | ECO | DESCRIPTION | DATE | BY | APPR |
| A1 | - | RELEASE NEW PRODUCT | 24MAY19 | BROOK | TOMMY |



NOTES: UNLESS OTHERWISE SPECIFIED

- MATERIAL:
HOUSING: THERMOPLASTIC;BLACK
SEAL: SILICONE RUBBER
CONTACT:COOPER ALLOY;GOLD PLATED
WEDGE:THERMOPLASTIC;BLACK
- MODIFICATIONS: RESISTOR
- CONNECTOR SPECIFICATIONS:
3.1 CURRENT RATING: 7.5 AMPS
3.2 OPERATING TEMPERATURE: -55°C TO +125°C
3.3 DIELECTRIC WITHSTANDING VOLTAGE: LESS THAN 2 MILLIAMPS CURRENT LEAKAGE @ 1500 VOLTS AC.
3.4 INSULATION RESISTANCE: 1000 MEGOHMS MIN @ 25°C.
3.5 MOISTURE RESISTANCE: IP67 (MATED CONDITION)
3.6 MATING CYCLE DURABILITY: 100 CYCLES
3.7 RoHS COMPLIANT
- RESISTOR SPECIFICATIONS:120 OHMS.
- MATING PART: ATM04-2P* RECEPTACLE
(* = MODIFICATIONS AND COLORS)
- ALL DIMENSIONS ARE FOR REFERENCE USE ONLY.

| ATM06-2S-RB120BK | | DESCRIPTION | | ITEM |
|--------------------------------------|-------------|----------------------------------------------------------------------------------------------------------------------------------------------------------------------------------------------------------------------------------------------------------------------|--|--------------|
| QUANTITY | PART NUMBER | MATERIALS LIST | | |
| UNLESS OTHERWISE SPECIFIED | | | | |
| 1) All dimensions are in metric(mm). | | SIGNATURES | | |
| 2) Tolerances are as follows: | | DATE | | |
| 1 PL DEC ±0.30 | | DRAWN: BROOK DING 24MAY19 | | |
| 2 PL DEC ±0.15 | | CHECKED: ORION LI 24MAY19 | | |
| 3 PL DEC ±0.08 | | FRACTIONS ±1/64 | | |
| 3) Note reference = \triangle | | APPROVAL: TOMMY 24MAY19 | | |
| MATERIAL SPECIFICATIONS: | | CUSTOMER: | | |
| PROCESS SPECIFICATIONS: | | THIS DRAWING IS SUPPLIED FOR INFORMATION ONLY. DESIGN FEATURES, SPECIFICATIONS AND PERFORMANCE DATA SHOWN HEREON ARE THE PROPERTY OF THE AMPHENOL CORPORATION. NO RIGHTS OF REPRODUCTION ARE IMPLIED. ALL DIMENSIONS ARE SUBJECT TO NORMAL MANUFACTURING VARIATIONS. | | |
| NEXT ASSY: | | SCALE: NONE | | |
| | | SIZE B C- | | REVISION A1 |
| | | DWG NO: ATM06-2S-RB120BK | | SHEET 1 OF 1 |

TITLE: PLUG, B KEY, 2 CONTACTS, RESISTOR, ATM, BLACK
 DWG NO: ATM06-2S-RB120BK
 REV: A1
 SH: 1
 OF: 1