



Image for illustrative purpose only

Summary

[Request a quote](#)

[Catalog](#)

Nb of contacts Coax	1
Plug	Plug - Elbow
Locking system	Push-pull
Jacket cable outside diameter [mm]	5.70 - 6.20 mm
Size	1S
Series	S - Indoor Stepped Insert

https://www.lemo.com/int_en/solutions/originals/s-indoor-stepped-insert/flc-1s-275-ctac62.html

LEMO products and services are provided "as is". LEMO makes no warranties or representations with regard to LEMO product & services or use of them, express, implied or statutory, including for accuracy, completeness, or security. The user is fully responsible for his products and applications using LEMO components.

Technical details

Electrical Configuration

Nb of contacts Coax	1
Contact Termination Coax	Solder
Insert configuration value	1S.275 - 1 Coax (75 Ohm)
Insulator	T: PTFE
Rated current	10 A
Impedance	75 Ohm
OHM	75
VSWR	1.02 + 0.08 * f/GHz
Vtest	2400 V (AC), 3300 V (DC)
Contact Type	Coaxial 75 Ohm (Solder)
Cable type	RG 179 B/U, RG 187 A/U, RG 58 C/U, RG 302 /U, RG 400 /U, 2YCCY, RG 59 B/U, RG 223 /U, HF-5408
Bucket Dia.	1.1 mm (0.0432in)
Contact Dia.	1.3 mm (0.0512in)

Form & Material

Shell style / Model id	FLC - Elbow (90°) plug with cable collet
Plug	Elbow
Housing material	Brass (chrome plated [SAE AMS 2460]) shell and collet nut, nickel plated [SAE AMS QQ N 290] brass latch sleeve and mid pieces
Locking system	Push-pull
Keying	Circular, male
Colour	Grey
Weight	14.69 g

https://www.lemo.com/int_en/solutions/originals/s-indoor-stepped-insert/flc-1s-275-ctac62.html

LEMO products and services are provided "as is". LEMO makes no warranties or representations with regard to LEMO product & services or use of them, express, implied or statutory, including for accuracy, completeness, or security. The user is fully responsible for his products and applications using LEMO components.

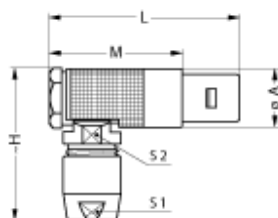
Environment

Technical domain	Audio Video, Energy and Industrial, Semiconductor, Test and Measurement
Environmental sealing (IP rating)	IP50
Endurance	5000 mating cycles
Temperature range	-55°C / +250°C
Climatical Category	50/175/21
Humidity (max)	<=95% [at 60 deg C /140 F]
Shielding (min)	75 dB (10 MHz)
Shielding (min)	40 dB (1 GHz)
Shock Resistance	100 g [6 ms]
Vibration	15 g [10 Hz - 2000 Hz]
Salt Spray Corrosion	>1000 hr

Cable fixation

Cable termination protection	Standard back nut (no additional protection)
Fixation type	Cable collet
Jacket cable outside diameter [mm]	5.70 - 6.20 mm

Drawings







Dimensions

	A	L	M	H
mm.	12	29.6	18.6	27.5
in.	0.47	1.17	0.73	1.08

https://www.lemo.com/int_en/solutions/originals/s-indoor-stepped-insert/flc-1s-275-ctac62.html

LEMO products and services are provided "as is". LEMO makes no warranties or representations with regard to LEMO product & services or use of them, express, implied or statutory, including for accuracy, completeness, or security. The user is fully responsible for his products and applications using LEMO components.

Cables

Cable PartNumber	Material	Colour	Cable image
159580	PVC	Black	
62000	PVC	Black	
CCX.50.RG0.58AU61J	PVC	Yellow	
CCX.75.RG0.59BU62N	PVC	Black	
CCX.93.RG0.62AU62N	PVC	Black	

https://www.lemo.com/int_en/solutions/originals/s-indoor-stepped-insert/flc-1s-275-ctac62.html

LEMO products and services are provided "as is". LEMO makes no warranties or representations with regard to LEMO product & services or use of them, express, implied or statutory, including for accuracy, completeness, or security. The user is fully responsible for his products and applications using LEMO components.