

2.92 mm TO 40 GHz

2.92 mm Cable Assemblies

RF047-A, RF086, RF085, RF23C



VSWR

RF047-A: 1.35 max.
RF086: 1.40 max.
RF085: 1.40 max.
RF23C: 1.40 max.

SERIES	END 1 CONNECTOR	END 2 CONNECTOR	OVERALL LENGTH
--------	-----------------	-----------------	----------------

RF047-A
= (1.2 mm) .047" overshield DIA
29 AWG millimeter wave cable

RF086
= (2.18 mm) .086" overshield DIA
23 AWG millimeter wave cable

RF085
= (2.16 mm) .085" overshield DIA
24 AWG millimeter wave cable

RF23C
= MWC-2350CU-01 millimeter wave
cable with copper foil shield

-92SJ
= 2.92 mm Straight Jack

-92SP
= 2.92 mm Straight Plug

-"XXXX"
= Overall Length in
millimeters

-0100 (100 mm)
3.94" minimum

ALSO AVAILABLE

1.00 mm, 1.35 mm, 1.85 mm,
2.40 mm, SMPM, SMP, SMA = RF047-A

1.85 mm, 2.40 mm, SMPM, SMP, SMA = RF086

2.40 mm = RF085

2.40 mm, SMPM, SMP, SMA = RF23C

2.92 mm Board Connectors

292

Cable Mates:
RF047-A, RF085,
RF086, RF23C



	A	B
EL	(9.52) .375	(5.84) .230
ELW	(12.70) .500	(9.53) .375

292	GENDER	TYPE	PLATING	ORIENTATION	TERMINATION	OPTION	PACKAGING
-----	--------	------	---------	-------------	-------------	--------	-----------

-J
= Jack

-P
= PCB
Mount

-EP
= 50 μ"
(1.27 μm)
Gold center
contact,
Passivated
outer contact

-ST
= Straight

-CM
= Compression
Mount Stripline

-CMM
= Compression
Mount Microstrip

-EL
= Edge Launch

-ELW
= Edge Launch
Wide

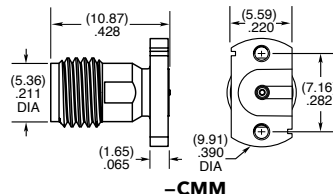
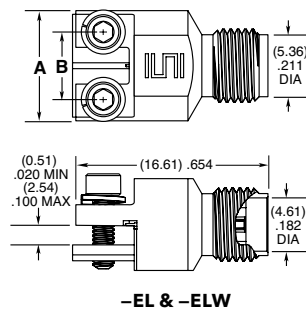
-1
= Without
Screws
(-CM
& -CMM
only)

-2
= With
Screws
(-CM
& -CMM
only)

-01
= .040" to
.100" PCB
thickness
(-EL &
-ELW
only)

Leave blank for
individually
bagged.

-B
= Bulk
packaged



2.92 mm Cable Connectors

PRF92

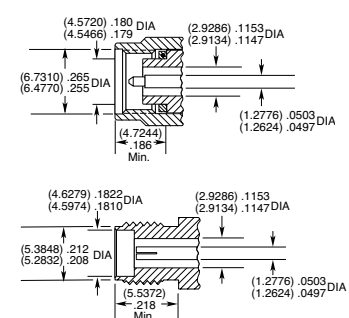


CONNECTORS FOR INDUSTRY STANDARD CABLES

PRF92-P-C-EE-405-SD	RG 405 Semi-Rigid
PRF92-P-C-EE-085A-SD	.085 Semi-Rigid
PRF92-P-C-EP-160-SS	Semflex HP160
PRF92-P-C-EP-150B-SS	IW 1501
PRF92-P-C-EP-142-SS	Harbour LL142
PRF92-J-C-EP-085-SS	Harbour SS405
PRF92-J-C-EP-085-BS	Harbour SS405
PRF92-P-C-EP-085-SS	Harbour SS405
PRF92-P-C-EE-402-SD	RG 402
PRF92-P-C-EP-190-SS	Semflex HP190
PRF92-J-C-EP-160-SS	Semflex HP160
PRF92-P-C-EP-120A-SS	Semflex HP120
PRF92-P-C-EP-140-SS	Dynawave DF140
PRF92-P-C-EP-047D-SS	.047 Semi-Rigid
PRF92-J-C-EP-047D-SS	.047 Semi-Rigid
PRF92-P-C-EP-150-SS	Dynawave DF150
PRF92-P-C-EE-118-SD	Haverhill HC35004
PRF92-J-C-EP-402-SS	RG 402
PRF92-J-C-EP-047D-4S	.047 Semi-Rigid
PRF92-P-C-EP-086-SS	Temp-Flex 1001935086
PRF92-P-C-EP-200-SS	Times Max Gain 200

For a complete list of 2.92 mm cable connectors, visit www.samtec.com?PRF92

INTERFACE STANDARD



P-C = Cable Plug

J-C = Cable Jack

EE = Plating (50 μ" Gold center contact & outer contact)

EP = Plating (50 μ" Gold center contact, passivated outer contact)

SS = Straight, Solder Clamp

SD = Straight, Direct Solder

BS = Bulkhead, Solder Clamp

4S = 4-hole flange, Solder Clamp