



Image for illustrative purpose only

Summary

[Request a quote](#)

[Catalog](#)

Number of contacts Low Voltage	18
Wire Size/AWG	30 - 22
Socket / Receptacle	Socket / Receptacle - Fixed Panel Rear Mounted
Locking system	Push-pull
Jacket cable outside diameter [mm]	2.00 - 16.60 mm
Size	3S
Suggested matching part	FFA.3S.318.CLAC10Z
Series	S - Indoor Stepped Insert

https://www.lemo.com/int_en/solutions/originals/s-indoor-stepped-insert/erd-3s-318-cll.html

LEMO products and services are provided "as is". LEMO makes no warranties or representations with regard to LEMO product & services or use of them, express, implied or statutory, including for accuracy, completeness, or security. The user is fully responsible for his products and applications using LEMO components.

Technical details

Electrical Configuration

Contact Termination Low voltage	Solder
R (max)	4.8 mOhm
Insert configuration value	3S.318 - 18 Low Voltage
Insulator	L: PEEK (UL 94 / V-0/1.5)
Rated current	6 A
Vtest	1060 V (AC), 1500 V (DC)
Contact Type	Solder
Max. Solid Conductor	0.34 mm ² (AWG 22)
Bucket Dia.	0.8 mm (0.031in)
Contact Dia.	0.9 mm (0.0354in)
Number of contacts Low Voltage	18
Wire Size/AWG	30 - 22

Form & Material

Shell style / Model id	ERD - Fixed receptacle with two nuts (back panel mounting)
Socket / Receptacle	Fixed Panel Rear Mounted
Housing material	Brass (chrome plated [SAE AMS 2460]) shell and collet nut, nickel plated [SAE AMS QQ N 290] brass latch sleeve and mid pieces
Locking system	Push-pull
Keying	Hermaphroditic keying (half moon insert) with female pin 1
Colour	Grey
Weight	28.11 g

https://www.lemo.com/int_en/solutions/originals/s-indoor-stepped-insert/erd-3s-318-cll.html

LEMO products and services are provided "as is". LEMO makes no warranties or representations with regard to LEMO product & services or use of them, express, implied or statutory, including for accuracy, completeness, or security. The user is fully responsible for his products and applications using LEMO components.

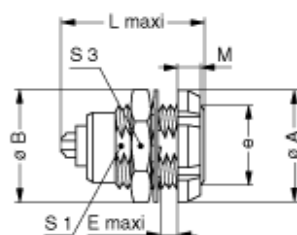
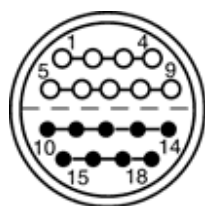
Environment

Technical domain	Audio Video, Energy and Industrial, Semiconductor, Test and Measurement
Environmental sealing (IP rating)	IP50
Endurance	5000 mating cycles
Temperature range	-55°C / +250°C
Climatical Category	50/175/21
Humidity (max)	<=95% [at 60 deg C /140 F]
Shielding (min)	75 dB (10 MHz)
Shielding (min)	40 dB (1 GHz)
Shock Resistance	100 g [6 ms]
Vibration	15 g [10 Hz - 2000 Hz]
Salt Spray Corrosion	>1000 hr

Cable fixation

Jacket cable outside diameter [mm]	2.00 - 16.60 mm
------------------------------------	-----------------

Drawings



Dimensions

	A	B	e	E	L	M	S1	S3
mm.	24	25.2	M18x1.0	9	29	4.5	16.5	22
in.	0.94	0.99		0.35	1.14	0.18	0.65	0.87

Recommended By Lemo






Accessories

Compatible cap	BRE.3S.200.NAS
----------------	--------------------------------

https://www.lemo.com/int_en/solutions/originals/s-indoor-stepped-insert/erd-3s-318-cll.html

LEMO products and services are provided "as is". LEMO makes no warranties or representations with regard to LEMO product & services or use of them, express, implied or statutory, including for accuracy, completeness, or security. The user is fully responsible for his products and applications using LEMO components.

Cables

Cable PartNumber	Material	Colour	Cable image
CMN.18.T30.048QGZE	TPR (medical)	Grey	
218220	PVC	Black	
218240	PVC	Black	
218260	PVC	Black	
236080	PVC	Grey	
318250	PVC	Grey	

https://www.lemo.com/int_en/solutions/originals/s-indoor-stepped-insert/erd-3s-318-cll.html

LEMO products and services are provided "as is". LEMO makes no warranties or representations with regard to LEMO product & services or use of them, express, implied or statutory, including for accuracy, completeness, or security. The user is fully responsible for his products and applications using LEMO components.