



Image for illustrative purpose only

## Summary

[Request a quote](#)

[Catalog](#)

|                                    |   |
|------------------------------------|---|
| Number of contacts Low Voltage     | 3   |
| Wire Size/AWG                      | 32 - 24   |
| Socket / Receptacle                | Socket / Receptacle - Fixed Panel Front Mounted |
| Locking system                     | Push-pull                                       |
| Jacket cable outside diameter [mm] | 1.00 - 8.30 mm                                  |
| Size                               | 0S  |
| Suggested matching part            | <a href="#">FFA.0S.303.CLAC32</a>               |
| Series                             | S - Indoor Stepped Insert                       |

[https://www.lemo.com/int\\_en/solutions/originals/s-indoor-stepped-insert/era-0s-303-cll.html](https://www.lemo.com/int_en/solutions/originals/s-indoor-stepped-insert/era-0s-303-cll.html)

LEMO products and services are provided "as is". LEMO makes no warranties or representations with regard to LEMO product & services or use of them, express, implied or statutory, including for accuracy, completeness, or security. The user is fully responsible for his products and applications using LEMO components.

# Technical details

## Electrical Configuration

|                                 |                               |
|---------------------------------|-------------------------------|
| Contact Termination Low voltage | Solder                        |
| R (max)                         | 6.1 mOhm                      |
| Insert configuration value      | 0S.303 - 3 Low Voltage        |
| Insulator                       | L: PEEK (UL 94 / V-0/1.5)     |
| Rated current                   | 7 A                           |
| Vtest                           | 1060 V (AC), 1500 V (DC)      |
| Contact Type                    | Solder                        |
| Max. Solid Conductor            | 0.25 mm <sup>2</sup> (AWG 24) |
| Max. Stranded Conductor         | 0.14 mm <sup>2</sup> (AWG 26) |
| Bucket Dia.                     | 0.6 mm (0.024in)              |
| Contact Dia.                    | 0.7 mm (0.028in)              |
| Number of contacts Low Voltage  | 3                             |
| Wire Size/AWG                   | 32 - 24                       |

## Form & Material

|                        |   |
|------------------------|---|
| Shell style / Model id | ERA - Fixed receptacle, nut fixing  |
| Socket / Receptacle    | Fixed Panel Front Mounted   |
| Housing material       | Brass (chrome plated [SAE AMS 2460]) shell and collet nut, nickel plated [SAE AMS QQ N 290] brass latch sleeve and mid pieces |
| Locking system         | Push-pull   |
| Keying                 | Hermaphroditic keying (half moon insert) with female pin 1  |
| Colour                 | Grey  |
| Weight                 | 4.16 g  |

[https://www.lemo.com/int\\_en/solutions/originals/s-indoor-stepped-insert/era-0s-303-cll.html](https://www.lemo.com/int_en/solutions/originals/s-indoor-stepped-insert/era-0s-303-cll.html)

LEMO products and services are provided "as is". LEMO makes no warranties or representations with regard to LEMO product & services or use of them, express, implied or statutory, including for accuracy, completeness, or security. The user is fully responsible for his products and applications using LEMO components.

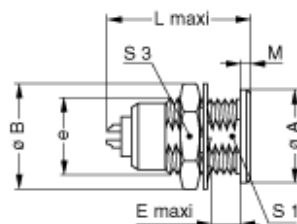
## Environment

|                                   |   |
|-----------------------------------|---|
| Technical domain                  | Audio Video, Energy and Industrial, Semiconductor, Test and Measurement |
| Environmental sealing (IP rating) | IP50  |
| Endurance                         | 5000 mating cycles  |
| Temperature range                 | -55°C / +250°C  |
| Climatical Category               | 50/175/21   |
| Humidity (max)                    | <=95% [at 60 deg C /140 F]  |
| Shielding (min)                   | 75 dB (10 MHz)  |
| Shielding (min)                   | 40 dB (1 GHz)   |
| Shock Resistance                  | 100 g [ 6 ms]   |
| Vibration                         | 15 g [10 Hz - 2000 Hz]  |
| Salt Spray Corrosion              | >1000 hr  |

## Cable fixation

|                                    |                |
|------------------------------------|----------------|
| Jacket cable outside diameter [mm] | 1.00 - 8.30 mm |
|------------------------------------|----------------|

## Drawings



## Dimensions

|     | <b>A</b> | <b>B</b> | <b>e</b> | <b>E</b> | <b>L</b> | <b>M</b> | <b>S1</b> | <b>S3</b> |
|-----|----------|----------|----------|----------|----------|----------|-----------|-----------|
| mm. | 10       | 12.5     | M9x0.6   | 7        | 18.5     | 1.2      | 8.2       | 11        |
| in. | 0.39     | 0.49     |          | 0.28     | 0.73     | 0.05     | 0.32      | 0.43      |

## Recommended By Lemo












### Accessories

|                |                                |
|----------------|--------------------------------|
| Compatible cap | <a href="#">BRE.0S.200.NAS</a> |
|----------------|--------------------------------|

[https://www.lemo.com/int\\_en/solutions/originals/s-indoor-stepped-insert/era-0s-303-cll.html](https://www.lemo.com/int_en/solutions/originals/s-indoor-stepped-insert/era-0s-303-cll.html)

LEMO products and services are provided "as is". LEMO makes no warranties or representations with regard to LEMO product & services or use of them, express, implied or statutory, including for accuracy, completeness, or security. The user is fully responsible for his products and applications using LEMO components.

# Cables

| Cable PartNumber   | Material | Colour | Cable image   |
|--------------------|----------|--------|---|
| CMN.03.T28.031PGCE | PVC      | GREY   |    |
| CMN.03.T28.031PGZE |          | grey   |    |
| CMN.03.T28.031PNCE | PVC      | Black  |    |
| CMN.03.T28.031PNZE |          |        |    |
| 130250             | PVC      | Grey   |    |
| 30110              | PVC      | Grey   |    |
| 30141              | PVC      | Grey   |    |
| 30260              | PVC      | Black  |    |
| 3041               | PVC      | Grey   |    |
| 3050               | PVC      | Black  |  |
| 3081               | PVC      | Black  |   |
| 3280               | PVC      | Black  |  |
| 60080              | PVC      | Grey   |   |

[https://www.lemo.com/int\\_en/solutions/originals/s-indoor-stepped-insert/era-0s-303-cll.html](https://www.lemo.com/int_en/solutions/originals/s-indoor-stepped-insert/era-0s-303-cll.html)

LEMO products and services are provided "as is". LEMO makes no warranties or representations with regard to LEMO product & services or use of them, express, implied or statutory, including for accuracy, completeness, or security. The user is fully responsible for his products and applications using LEMO components.