

SW-MONITOR



SW | Monitor

DYNICS SW Monitor is a panel mount industrial monitor available in various display sizes, with optional touch screen capabilities.

- Proprietary System Drop-In Replacement
- 100~240VAC / 24VDC
- UL Certified (See Details Below)
- Fan-less (No Moving Parts)

DISPLAY SPECIFICATIONS

SIZE	12.1"	15.6"	18.5"	21.5"	24"
RESOLUTION	WXGA 1280 x 800	FHD 1920 x 1080	FHD 1920 x 1080	FHD 1920 x 1080	FHD 1920 x 1080
VIEW ANGLE	H: -80°/+80° V: -80°/+80°	H: -80°/+80° V: -80°/+80°	H: -85°/+85° V: -85°/+85°	H: -89°/+89° V: -89°/+89°	H: -89°/+89° V: -89°/+89°
CONTRAST	750:1	800:1	1500:1	5000:1	3000:1
BRIGHTNESS	450 nits	500 nits	400 nits	300 nits	300 nits
ASPECT RATIO	8:5	16:9	16:9	16:9	16:9
LENS	5-Wire Analog Resistive (Touch Screen) / Protective Polycarbonate Lens (Non-Touch) / Projective Capacitive Touch (Not available with Stainless Steel version)				
LCD LIFE	50,000 Hour Backlight Half-Life				
ENCLOSURE	NEMA 4 Powder Coat Finish (Black) / NEMA 4X Stainless Steel				
I/O	1x Analog VGA Port				
	1x HDMI Port				
	1x DisplayPort				
	1x USB B (Touch)				
POWER ENTRY	100~240VAC (3-Pin) / 24VDC (3-Pin) Power Entry				
TEMPERATURE	Operating: 0° - 50°C (32° - 122°F) Non-Operating: -25° - 60°C (-13° - 140°F)				
INCLUDED COMPLIANCE	1x 6ft. Power Cable (AC Only) 1x 3-Pin Quick Disconnect (DC Only)				
	USA: UL 61010-1, 61010-2-201 (UL Listed)				
	Canada: CSA C22.2 No. 61010-1 (2012-05) and 61010-2-201, IEC 61010-1:2010/AMD1:2016/COR1:2019				
	European Union: EN 61010-1:2010 / A1:2019, EN IEC 61010-2-201:2018				
	European Union Directive 2011/65/EU (RoHS)				
	UL50E: Suitable for mounting on a flat surface of an enclosure rated Type 3R, 3S, 4, 4X, 5 and/or 12				
WARRANTY	60-Month limited warranty.				

DIMENSIONS, WEIGHT AND POWER CONSUMPTION

	12.1"	15.6"	18.5"	21.5"	24"
HEIGHT (BEZEL)	9.5" (241.0mm)	12.2" (310.0mm)	13.3" (337.0mm)	15.0" (380.0mm)	15.5" (393.7mm)
WIDTH (BEZEL)	13" (330.0mm)	16.3" (415.0mm)	19.0" (483.0mm)	22.0" (560.0mm)	24.6" (625.9mm)
HEIGHT (CUTOUT)	8.7" (221.0mm)	11.4" (290.0mm)	12.5" (318.0mm)	14.2" (361.0mm)	14.4" (364.5mm)
WIDTH (CUTOUT)	12.2" (310.0mm)	15.6" (395.0mm)	18.3" (464.0mm)	21.4" (543.3mm)	23.5" (596.6mm)
DEPTH	2.9" (73.7mm)	2.9" (73.7mm)	2.9" (73.7mm)	2.9" (73.7mm)	2.9" (73.7mm)
WEIGHT	8 lbs.*	20 lbs.*	21 lbs.*	25 lbs.*	30 lbs.*
POWER CONSUMPTION	15 Watts**	20 Watts**	35 Watts**	40 Watts**	65 Watts**


* Weights are approximate, contact DYNICS for details.

** Power consumption is based on maximum ratings; actual ratings vary significantly based on components used.

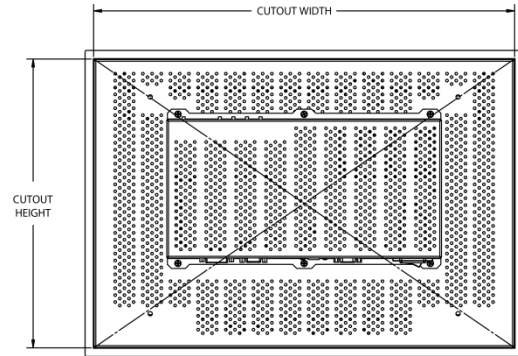
SW-MONITOR



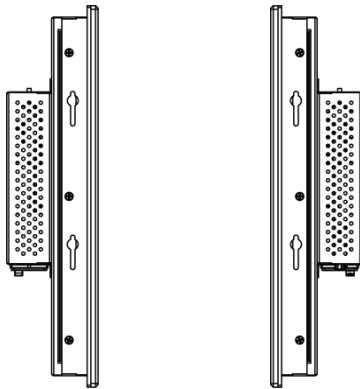
MECHANICAL DRAWINGS FRONT VIEW



BACK TOP VIEW

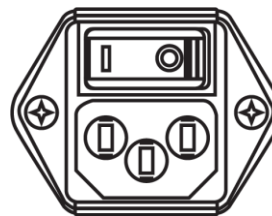


SIDE VIEWS




POWER ENTRY OPTIONS

100~240VAC (3-Pin)

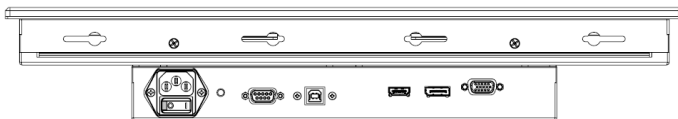


24VDC (3-Pin)



PIN 1: V+
 PIN 2: ⚡ (Chassis GND)
 PIN 3: V-

IO VIEW: AC



IO VIEW: DC



All measurements are in inches and pounds, unless noted. Pictures and drawings are not to scale. Estimated weight may change depending on options. DYNICS Reserves the right to change, modify, upgrade, or discontinue any part of this datasheet without any prior notice.

