



Main

Range of Product	Telemecanique Photoelectric sensors XU
Series name	Application material handling
Electronic sensor type	Photo-electric sensor transmitter
Sensor name	XUB
Sensor design	Cylindrical M18
Detection system	Thru beam
Material	Metal
Supply circuit type	DC
Wiring Technique	3-wire
Electrical connection	1 male connector M12, 4 pins
Product Specific Application	-
Emission	Red laser thru beam class 1 0.000026378 in (670 nm) IEC 60825-1
[Sn] nominal sensing distance	0.00...328.08 ft (0...100 m) thru beam need a receiver

Complementary

Enclosure Material	Nickel Plated Brass
Lens material	PMMA
Add on input	Test by emission breaking
Status LED	1 LED green)supply on
[Us] rated supply voltage	12...24 V DC reverse polarity protection
Supply voltage limits	10...30 V DC
Switching capacity in mA	<= 100 mA overload and short-circuit protection)
Switching frequency	<= 1500 Hz
Maximum voltage drop	<1.5 V closed state)
Current consumption	25 mA no-load
Maximum delay first up	80 ms
Maximum delay response	0.4 ms
Maximum delay recovery	0.4 ms
Diameter	0.71 in (18 mm)
Length	2.60 in (66 mm)
Net Weight	0.13 lb(US) (0.06 kg)

Environment

Product Certifications	UL CE CSA
Ambient Air Temperature for Operation	14...113 °F (-10...45 °C)
Ambient Air Temperature for Storage	-40...158 °F (-40...70 °C)
Vibration resistance	7 gn +/- 1.5 mm 10...55 Hz) IEC 60068-2-6
Shock resistance	30 gn 11 ms) IEC 60068-2-27
IP degree of protection	IP67 double insulation IEC 60529

Ordering and shipping details

Category	22481-SENSORS, PHOTOELECTRIC
Discount Schedule	DS2
GTIN	3389119021050
Nbr. of units in pkg.	1
Package weight(Lbs)	2.12 oz (60.0 g)
Returnability	No
Country of origin	FR

Packing Units

Unit Type of Package 1	PCE
Package 1 Height	1.42 in (3.6 cm)
Package 1 width	2.76 in (7 cm)
Package 1 Length	5.12 in (13 cm)
Unit Type of Package 2	S01
Number of Units in Package 2	15
Package 2 Weight	2.46 lb(US) (1.117 kg)
Package 2 Height	5.91 in (15 cm)
Package 2 width	5.91 in (15 cm)
Package 2 Length	15.75 in (40 cm)

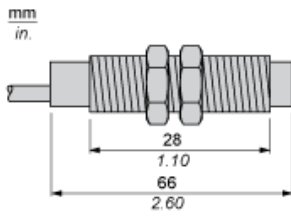
Offer Sustainability

Sustainable offer status	Green Premium product
California proposition 65	WARNING: This product can expose you to chemicals including: Diisononyl phthalate (DINP), which is known to the State of California to cause cancer, and Di-isodecyl phthalate (DIDP), which is known to the State of California to cause birth defects or other reproductive harm. For more information go to www.P65Warnings.ca.gov
REACH Regulation	REACH Declaration
EU RoHS Directive	Pro-active compliance (Product out of EU RoHS legal scope) EU RoHS Declaration
Mercury free	Yes
RoHS exemption information	Yes
Environmental Disclosure	Product Environmental Profile
Circularity Profile	End Of Life Information

Contractual warranty

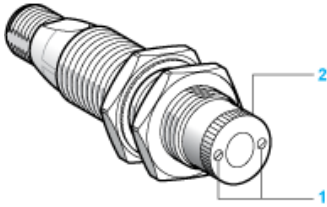
Warranty	18 months
----------	-----------

Dimensions



Mounting

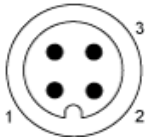
Adjustment



- (1) Adjust the focusing point of the laser beam by rotating the serrated sleeve
- (2) Located on the face of the sensor. Re-tighten fixing screws

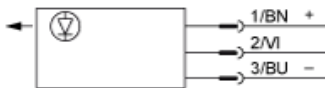
Wiring Schemes

M12 Connector



- 1 : (+)
- 2 : Beam break input
- 3 : (-)

Transmitter

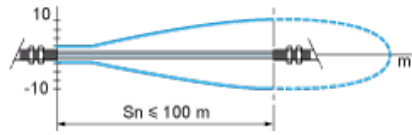


BN : Brown
BU : Blue

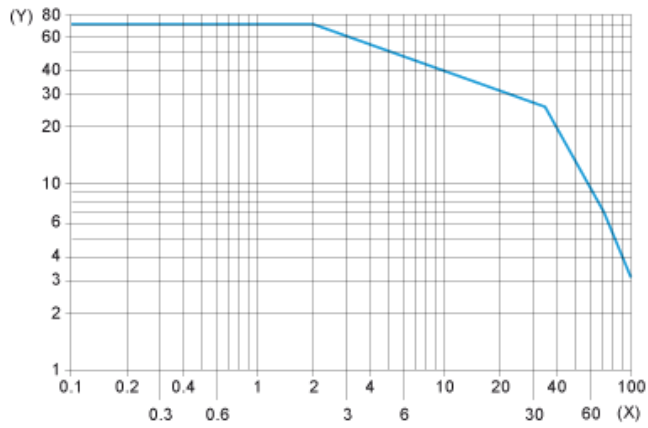
Input Not connected: beam made, connected to (-): beam broken
2/VI :

Curves

Detection Curve (Set to Infinity)

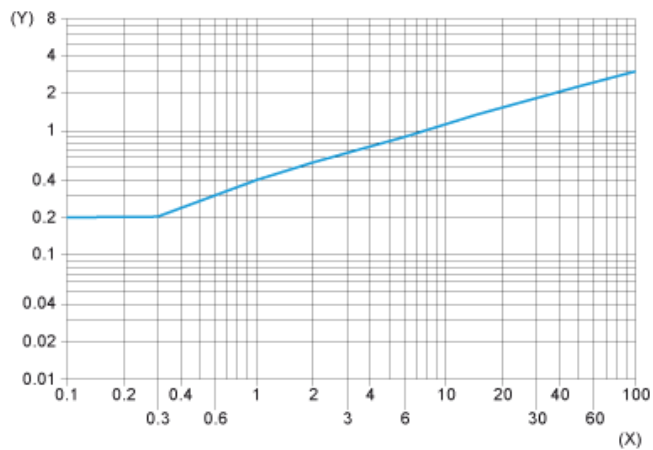


Excess Gain Curve



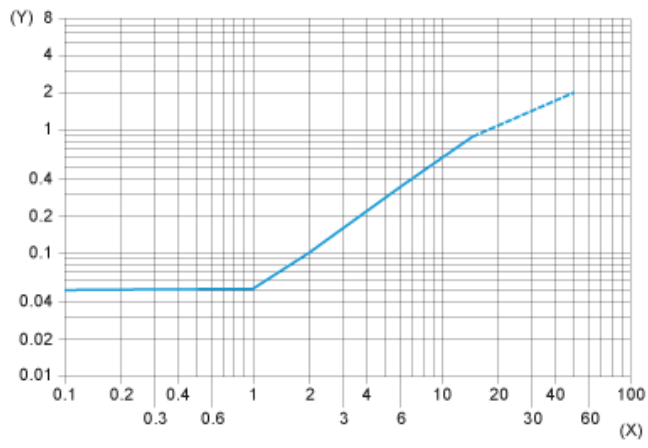
(X) Distance (m)
(Y) Gain

Standard Curve



(X) Distance focusing point (m)
(Y) Minimum size of the object to be detected (mm)

Detection Limit Curve



(X) Distance focusing point (m)

(Y) Minimum size of the object to be detected (mm)